

LIVERMORE AMADOR VALLEY TRANSIT AUTHORITY
1362 Rutan Court, Suite 100
Livermore, CA 94551

BOARD OF DIRECTORS MEETING

BOARD MEMBERS

BOB WOERNER – CHAIR
DAVID HAUBERT
KATHY NARUM
BRITTNI KIICK

KARLA BROWN – VICE CHAIR
JEAN JOSEY
MELISSA HERNANDEZ

Agenda Questions: Please call the Executive Director at (925) 455-7564 or send an email to frontdesk@lavta.org

Documents received after publication of the Agenda and considered by the Board of Directors in its deliberation will be available for inspection only via electronic document transfer, due to the COVID-19 outbreak. See the COVID-19 provisions outlined below. Please call or email the Executive Director during normal business hours if you require access to any such documents.

TELECONFERENCE

MAY 3, 2021 – 4:00 PM

**CORONAVIRUS DISEASE (COVID-19) ADVISORY
AND MEETING PROCEDURE**

On June 5, 2020 (updated June 18, 2020), the Health Officer of Alameda County issued an Order that will continue to be in effect until it is rescinded, superseded, or amended in writing by the Health Officer. The Order directed that all individuals living in the county to shelter at their place of residence except that they may leave to provide or receive certain essential services or engage in certain essential activities and work for essential businesses and governmental services.

Under the Governor's Executive Order N-29-20, this meeting may utilize teleconferencing. As a precaution to protect the health and safety of staff, officials, and the general public. Councilmembers will not be physically in attendance, but will be available via video conference.

The administrative office of Livermore Amador Valley Transit Authority (LAVTA) is currently closed to the public and will remain closed for the duration of the Board of Directors (BOD) meeting. Consequently, there will be no physical location for members of the public to participate in the meeting. We encourage members of the public to shelter in place and access the meeting online using the web-video communication application, Zoom. Zoom participants will have the opportunity to speak during Public Comment.

If you are submitting public comment via email, please do so by 1:00 p.m. on Monday, May 3, 2021 to frontdesk@lavta.org. Please include "Public Comment 5/3/2021" and the agenda item in the subject line. In the body of the email please include your name. Public comments submitted will be read during Public Comment and will be subject to the regular three-minute time restriction.

This Board of Directors meeting will be conducted on the web-video communication platform, Zoom. In order to view and/or participate in this meeting, members of the public will need to download Zoom from its website, www.zoom.us.

It is recommended that anyone wishing to participate in the meeting complete the download process before the start of the meeting.

There will be zero tolerance for any person addressing the Board making profane, offensive and disruptive remarks, or engaging in loud, boisterous, or other disorderly conduct, that disrupts the orderly conduct of the public meeting.

How to listen and view meeting video:

- From a PC, Mac, iPad, iPhone or Android device click the link below:
<https://zoom.us/j/86715841855>
Passcode: BOD1362Mtg
- To supplement a PC, Mac, tablet or device without audio, please also join by phone:
Dial: 1 (669) 900-6833
Webinar ID: 867 1584 1855
Passcode: 761222

To comment by video conference, click the “Raise Your Hand” button to request to speak when Public Comment is being taken on the Agenda item. You will then be unmuted when it is your turn to make your comment for up to 3 minutes. After the allotted time, you will be muted.

- Livestream online at: [Livermore Amador Valley Transit Authority YouTube Channel](#)

No option to make Public Comment on YouTube live stream.

How to listen only to the meeting:

- For audio access to the meeting by telephone, use the dial-in information below:
Dial: 1 (669) 900-6833
Webinar ID: 867 1584 1855
Passcode: 761222

*Please note to submit public comment via telephone dial *9 on your dial pad. The meeting’s host will be informed that you would like to speak. If you are chosen, you will be notified that your request has been approved and you will be allowed to speak. You will then dial *6 to unmute when it is your turn to make your comment for up to 3 minutes. After the allotted time, you will be muted.*

To submit written comments:

- Provide public written comments prior to the meeting by email, to frontdesk@lavta.org

If you are submitting public comment via email, please do so by 1:00 p.m. on Monday, May 3, 2021 to frontdesk@lavta.org. Please include “Public Comment 5/3/2021” and the agenda item to which your comment applies in the subject line. In the body of the email please include your name. Public comments submitted will be read during Public Comment and will be subject to the regular three-minute time restriction.

1. Call to Order

2. Roll Call of Members

3. Meeting Open to Public

- Members of the audience may address the Board of Directors on any matter within the general subject matter jurisdiction of the LAVTA Board of Directors.
- Unless members of the audience submit speaker forms before the start of the meeting requesting to address the board on specific items on the agenda, all comments must be made during this item of business. Speaker cards are available at the entrance to the meeting room and should be submitted to the Board secretary.
- Public comments should not exceed three (3) minutes.
- Items are placed on the Agenda by the Chairman of the Board of Directors, the Executive Director, or by any three members of the Board of Directors. Agendas are published 72 hours prior to the meeting.
- No action may be taken on matters raised that are not on the Agenda.
- For the sake of brevity, all questions from the public, Board and Staff will be directed through the Chair.

4. Consent Agenda

Recommend approval of all items on Consent Agenda as follows:

A. Minutes of the April 5, 2021 Board of Directors meeting.

B. Treasurer's Report for March 2021

Recommendation: The Finance and Administration Committee recommends approval of the March 2021 Treasurer's Report.

C. Approval of Resolutions Authorizing Staff to Apply for TDA, STA, and RM2 funds for Fiscal Year 2021-2022

Recommendation: The Finance and Administration Committee recommends approving the attached resolutions authorizing the filing of a claim with MTC for Allocation of TDA Article 4.0, 4.5, STA, and RM2 Funds for Fiscal Year 2021-2022.

D. Resolution in Support of Allocation Request for Regional Measure 2 Funding for the Rapid Bus Stop Improvement Project

Recommendation: The Finance & Administration Committee recommends the Board of Directors approve Resolution 14-2021 in support of an allocation request to the Metropolitan Transportation Commission for \$230,000 for the design phase of the Rapid Bus Stop Improvement Project.

E. Resolution in Support of Application for Funding through the Metropolitan Transportation Commission Safe and Seamless Mobility Quick Strike Program for the LAVTA Passenger Facilities Enhancement Project

Recommendation: The Finance and Administration Committee recommends the Board

of Directors approve Resolution 13-2021, authorizing the filing of an application for funding assigned to the Metropolitan Transportation Commission (MTC) for the LAVTA Passenger Facilities Enhancements project. This resolution is required to request this funding from MTC.

F. FTA Section 5311 Funding Authorizing Resolution

Recommendation: The Finance and Administration Committee recommends the Board of Directors approve Resolution 12-2021, authorizing LAVTA to receive federal funding under FTA Section 5311.

5. LAVTA's Transit Signal Priority Upgrade Project

Recommendation: None – information only.

6. Installation of Active Air Purification Devices on Buses

Recommendation: Based on feedback received from the Project & Services Committee, staff recommends the Board of Directors authorize the Executive Director to execute a contract with United Safety and Survivability Corporation for 65 air purification systems for the entire fixed route fleet in an amount not to exceed \$206,000.

7. Executive Director's Report

8. Matters Initiated by the Board of Directors

- Items may be placed on the agenda at the request of three members of the Board.

9. Next Meeting Date is Scheduled for: June 7, 2021

10. Adjournment

Please refrain from wearing scented products (perfume, cologne, after-shave, etc.) to these meetings, as there may be people in attendance susceptible to environmental illnesses.

I hereby certify that this agenda was posted 72 hours in advance of the noted meeting.

/s/ Jennifer Suda

LAVTA, Executive Assistant

4/30/2021

Date

On request, the Livermore Amador Valley Transit Authority will provide written agenda materials in appropriate alternative formats, or disability-related modification or accommodation, including auxiliary aids or services, to enable individuals with disabilities to participate in public meetings. A written request, including name of the person, mailing address, phone number and brief description of the requested materials and preferred alternative format or auxiliary aid or service should be sent at least seven (7) days before the meeting. Requests should be sent to:

*Executive Director
Livermore Amador Valley Transit Authority
1362 Rutan Court, Suite 100
Livermore, CA 94551
Fax: 925.443.1375
Email: frontdesk@lavta.org*

AGENDA

ITEM 4A

MINUTES OF THE APRIL 5, 2021 ZOOM TELECONFERENCE
LAVTA BOARD OF DIRECTORS MEETING

1. Call to Order

Meeting was called to order by Board Chair Bob Woerner at 4:00pm.

Board Chair Bob Woerner informed the public that LAVTA's meeting is being conducted according to the COVID-19 rules that are detailed at the beginning of the agenda explaining why this is a Zoom teleconference.

2. Roll Call of Members

Members Present

Jean Josey – City of Dublin

Melissa Hernandez – City of Dublin

Kathy Narum – City of Pleasanton

Karla Brown – City of Pleasanton

Bob Woerner – City of Livermore

Brittini Kiick – City of Livermore

David Haubert – County of Alameda (arrived at 4:08pm)

3. Meeting Open to Public

No comments.

4. March Tri-Valley Accessible Advisory Committee Minutes

[David Haubert, from County of Alameda, arrived during March Tri-valley Accessible Advisory Committee Minutes]

Chair Herb Hastings of the Tri-Valley Accessible Advisory Committee (TAAC) reported on the minutes of the March 3, 2021 TAAC Zoom teleconference meeting. Discussed at the TAAC meeting were updates on Paratransit Operations and Maintenance Contract Update, Membership Recruitment, LAVTA's Annual Paratransit Plan to ACTC, Pleasanton Paratransit Update, Clipper 2.0 Update, and PAPCO Report. Herb Hastings informed the Board of Directors that there was one service concern regarding van accessibility for oversized wheelchairs with the new Paratransit 15-month pilot program and Staff informed there will be two available vans to accommodate large mobility devices. Herb Hastings also noted that there was discussion regarding the space by the driver barrier door for an oversized wheelchair and he is working with Staff on a solution.

Vice Chair Karla Brown informed that she met with Carmen Rivera-Hendrickson to discuss the hand sanitizer placement on Wheels buses, because when she pivots her oversized wheelchair the hand sanitizer is knocked off. Vice Chair Karla Brown asked Herb Hastings if they are discussing the same concern regarding the space by the driver barrier or if it is different. Herb Hastings explained that another TAAC Committee Member is hitting the barrier door when they board Wheels buses. Staff responded that both concerns are part of the same issue, due to the length of the oversized wheelchair and they are working on a solution.

5. Consent Agenda

Recommend approval of all items on Consent Agenda as follows:

A. Minutes of the March 1, 2020 Board of Directors meeting.

B. Treasurer's Report for February 2021

The Board of Directors approved the February 2021 Treasurer's Report.

C. Resolution in Support of Allocation Request for FY 20-21 Funding through the State Low Carbon Transit Operations Program (LCTOP)

The Board of Directors approved Resolution 09-2021 to request an LCTOP allocation for the FY 20-21 Low Carbon Transit Operations Program (LCTOP) to restart school-serving routes in FY 21-22.

D. Extension of SAV Operations and Maintenance Contract

The Board of Directors authorized the Executive Director to extend the agreement with Transdev for the operations and maintenance of the Shared Autonomous Vehicle project through July 31, 2021.

Approved: Narum/Brown

Aye: Narum, Woerner, Brown, Josey, Kiick, Hernandez, Haubert

No: None

Abstain: None

Absent: None

6. Alternate Appointment of LAVTA Board Member to Innovate 680

The Board of Directors appointed Kathy Narum to become the alternate for the Innovate 680 Policy Advisory Committee.

Approved: Hernandez/Brown

Aye: Narum, Woerner, Brown, Josey, Kiick, Hernandez, Haubert

No: None

Abstain: None

Absent: None

7. Executive Director's Report

Executive Director Michael Tree reported that ridership increased to an average of about 1,500 weekday rides, but that is still below our average weekday ridership of about 7,000 prior to the pandemic. LAVTA continues to work on ridership and social distancing on buses. Executive Director Michael Tree pointed out that all three schools resumed service and this helped ridership, but loads have been light. Executive Director Michael Tree explained that MV Transportation is hiring additional drivers in the recovery phase. Executive Director Michael Tree informed of upcoming funding opportunities for LAVTA and earmarks could be \$500K to \$1.5M. Executive Director Michael Tree also noted that the Board should have a staff report at

their next meeting on the Tri-Valley Hub Network Integration Study and I-680 Express Bus plans. Executive Director Michael Tree provided an update on the successful transition of the paratransit service pilot program that started April 1, 2021 between CCCTA and LAVTA with our new contractor Transdev. Executive Director Michael Tree also highlighted the solar-powered bicycle eLockers (called BikeLink) adjacent to the Transit Center, Dublin Parking Garage Project, and Santa Rita Project in Pleasanton.

The Board of Directors discussed this agenda item with staff. Chair Bob Woerner asked how many citizens utilized our free rides to COVID vaccine sites. Staff currently does not have these numbers and will return at the next Board meeting with information. Vice Chair Karla Brown inquired about the Shared Autonomous Vehicle (SAV) project. Staff noted that the SAV Phase 1 is concluding and informed that the current SAV moves slowly and LAVTA identified RM2 funds for Phase 2. Phase 2 of the SAV project will be expanded with two SAVs that operate 20-25 mph and the procurement will take approximately 12 months to manufacturer and deliver. Vice Chair Karla Brown informed that if LAVTA obtains a Phase 2 SAV (20-25 mph) she requested the Phase 1 SAV (8 mph) around the Stoneridge Mall area. Director Jean Josey inquired about school ridership and social distancing on school routes. Staff informed that there has been no issue with social distancing, but that's due to low ridership at schools.

This was informational only.

8. Matters Initiated by the Board of Directors

Vice Chair Karla Brown received an email from Richard from Goodness Village (tiny home project in Livermore) at CrossWinds Church regarding a walking path to get to the closet Wheels bus and this person is also working with Director Brittini Kiick. Vice Chair Karla Brown forwarded the email to Executive Director Michael Tree and Director of Planning and Marketing Tony McCaulay and would like to know if LAVTA can look at this option for a potential pickup route change. Director Brittini Kiick informed that there is a meeting scheduled with her, Executive Director Michael Tree, Director of Planning and Marketing Tony McCaulay, and the Executive Director of Goodness Village on Wednesday, April 14, 2021 to discuss how to best serve that community. Vice Chair Karla Brown requested a report out on the meeting outcome.

Director Brittini Kiick requested an update on the signal priority system at the next Board meeting.

9. Next Meeting Date is Scheduled for: May 3, 2021

10. Adjournment

Meeting adjourned at 4:32pm.

AGENDA

ITEM 4B

LIVERMORE AMADOR VALLEY TRANSIT AUTHORITY

STAFF REPORT

SUBJECT: Treasurer's Report for March 2021

FROM: Tamara Edwards, Director of Finance

DATE: May 3, 2021

Action Requested

Approval of the LAVTA Treasurer's Report for March 2021.

Discussion

Cash accounts:

Our petty cash account (101) has a balance of \$200, and our ticket sales change account (102) continues with a balance of \$240 (these two accounts should not change).

General checking account activity (105):

Beginning balance March 1, 2021	\$6,655,456.71
Payments made	\$2,193,914.29
Deposits made	\$2,843,612.34
Ending balance March 31, 2021	\$7,305,154.76

Farebox account activity (106):

Beginning balance March 1, 2021	\$43,795.51
Deposits made	\$24,174.23
Ending balance March 31, 2021	\$67,969.74

LAIF investment account activity (135):

Beginning balance March 1, 2021	\$10,975,963.28
Ending balance March 31, 2021	\$10,975,963.28

Operating Expenditures Summary:

As this is the ninth month of the fiscal year, in order to stay on target for the budget this year expenses (at least the ones that occur on a monthly basis) should not be higher than 75%. The agency is at 60.9% overall.

Operating Revenues Summary:

While expenses are at 60.9%, revenues are at 86.6%, providing for a healthy cashflow.

Recommendation

The Finance and Administration Committee recommends approval of the March 2021 Treasurer's Report.

Attachments:

1. March 2021 Treasurer's Report

Approved: _____

**LIVERMORE AMADOR VALLEY TRANSIT AUTHORITY
BALANCE SHEET
FOR THE PERIOD ENDING:
March 31, 2021**

ASSETS:

101 PETTY CASH	200	
102 TICKET SALES CHANGE	240	
105 CASH - GENERAL CHECKING	7,305,155	
106 CASH - FIXED ROUTE ACCOUNT	67,970	
107 Clipper Cash	292,534	
108 Rail	3,019,290	
109 BOC	46	
120 ACCOUNTS RECEIVABLE	320,809	
135 INVESTMENTS - LAIF	11,005,214	
150 PREPAID EXPENSES	290	
160 OPEB ASSET	802,201	
165 DEFFERED OUTFLOW-Pension Related	588,141	
166 DEFFERED OUTFLOW-OPEB	64,410	
170 INVESTMENTS HELD AT CALTIP	0	
111 NET PROPERTY COSTS	63,949,337	
TOTAL ASSETS		87,415,836

LIABILITIES:

205 ACCOUNTS PAYABLE	247,494	
211 PRE-PAID REVENUE	2,061,485	
21101 Clipper to be distributed	164,712	
22000 FEDERAL INCOME TAXES PAYABLE	34	
22010 STATE INCOME TAX	(10)	
22020 FICA MEDICARE	(156)	
22050 PERS HEALTH PAYABLE	0	
22040 PERS RETIREMENT PAYABLE	(330)	
22030 SDI TAXES PAYABLE	(15)	
22070 AMERICAN FIDELITY INSURANCE PAYABLE	638	
22090 WORKERS' COMPENSATION PAYABLE	7,726	
22100 PERS-457	0	
22110 Direct Deposit Clearing	0	
23101 Net Pension Liability	1,212,136	
23105 Deferred Inflow- OPEB Related	203,209	
23104 Deferred Inflow- Pension Related	81,681	
23103 INSURANCE CLAIMS PAYABLE	91,328	
23102 UNEMPLOYMENT RESERVE	(7,828)	
TOTAL LIABILITIES		4,062,106

FUND BALANCE:

301 FUND RESERVE	(7,734,299)	
304 GRANTS, DONATIONS, PAID-IN CAPITAL	77,154,817	
30401 SALE OF BUSES & EQUIPMENT	84,491	
FUND BALANCE	13,848,722	
TOTAL FUND BALANCE		83,353,730
TOTAL LIABILITIES & FUND BALANCE		87,415,836

**LIVERMORE AMADOR VALLEY TRANSIT AUTHORITY
REVENUE REPORT
FOR THE PERIOD ENDING:
March 31, 2021**

ACCOUNT	DESCRIPTION	BUDGET	CURRENT MONTH	YEAR TO DATE	BALANCE AVAILABLE	PERCENT BUDGET EXPENDED
4010100	Fixed Route Passenger Fares	340,455	31,257	176,041	164,414	51.7%
4020000	Business Park Revenues	72,020	53,402	133,424	(61,404)	185.3%
4020500	Special Contract Fares	218,288	28,093	76,637	141,651	35.1%
4020500	Special Contract Fares - Paratransit	30,000	30,551	38,543	(8,543)	128.5%
4010200	Paratransit Passenger Fares	93,750	0	9,195	84,555	9.8%
4060100	Concessions	20,820	0	11,182	9,638	53.7%
4060300	Advertising Revenue	30,000	10,074	38,039	(8,039)	126.8%
4070400	Miscellaneous Revenue-Interest	25,000	0	41,557	(16,557)	166.2%
4070300	Non transportation revenue	86,052	14,983	65,419	20,633	76.0%
4090100	Local Transportation revenue	538,506	0	2,783,004	(2,244,498)	516.8%
4099100	TDA Article 4.0 - Fixed Route	6,041,384	1,888,727	4,733,575	1,307,809	78.4%
4099500	TDA Article 4.0-BART	58,163	15,789	61,342	(3,179)	105.5%
4099200	TDA Article 4.5 - Paratransit	87,527	25,050	83,466	4,061	95.4%
4099600	Bridge Toll- RM2, RM1	348,502	0	0	348,502	0.0%
4110100	STA Funds-Paratransit	66,305	0	0	66,305	0.0%
4110500	STA Funds- Fixed Route BART	415,450	0	717,177	(301,727)	172.6%
4110100	STA Funds-pop	793,498	0	207,720	585,778	26.2%
4110100	STA Funds- rev	208,552	0	0	208,552	0.0%
4110100	STA Block	888,731	318,273	770,975	117,756	86.8%
4110100	STA Funds- Lifeline	38,281	0	0	38,281	0.0%
4110100	Caltrans	250,000	0	0	250,000	0.0%
4130000	FTA Section CARES Act	5,000,000	67,169	3,501,369	1,498,631	100.0%
4130000	FTA Section 5307 ADA Paratransit	412,325	0	0	412,325	0.0%
4130000	FTA TPI	88,000	0	0	88,000	100.0%
4640500	Measure B Gap	23,859	889	47,511	(23,652)	100.0%
4640500	Measure B Express Bus	-	0	0	-	100.0%
4640100	Measure B Paratransit Funds-Fixed Route	559,135	170,439	613,901	(54,766)	109.8%
4640100	Measure B Paratransit Funds-Paratransit	103,034	31,417	113,162	(10,128)	109.8%
4640200	Measure BB Paratransit Funds-Fixed Route	413,424	126,004	455,283	(41,859)	110.1%
4640200	Measure BB Paratransit Funds-Paratransit	202,370	61,679	222,860	(20,490)	110.1%
RAIL		0	0	210,800		
TOTAL REVENUE		17,453,431	2,873,796	15,112,184	2,552,048	86.6%

**LIVERMORE AMADOR VALLEY TRANSIT AUTHORITY
OPERATING EXPENDITURES
FOR THE PERIOD ENDING:
March 31, 2021**

		BUDGET	CURRENT MONTH	YEAR TO DATE	BALANCE AVAILABLE	PERCENT BUDGET EXPENDED
501 02	Salaries and Wages	\$1,670,376	\$121,514	\$1,203,813	\$466,563	72.07%
502 00	Personnel Benefits	\$999,960	\$57,626	\$724,546	\$275,414	72.46%
503 00	Professional Services	\$1,148,380	\$29,019	\$244,073	\$904,307	21.25%
503 05	Non-Vehicle Maintenance	\$825,443	\$69,440	\$592,921	\$215,936	71.83%
503 99	Communications	\$5,500	\$0	\$346	\$5,154	6.28%
504 01	Fuel and Lubricants	\$1,021,500	\$32,107	\$221,388	\$800,112	21.67%
504 03	Non contracted vehicle maintenance	\$3,000	\$0	\$4,572	(\$1,572)	152.40%
504 99	Office/Operating Supplies	\$56,030	\$3,036	\$15,528	\$40,502	27.71%
504 99	Printing	\$67,000	\$750	\$19,088	\$47,912	28.49%
505 00	Utilities	\$351,235	\$25,076	\$218,712	\$132,523	62.27%
506 00	Insurance	\$682,703	\$0	\$557,368	\$125,335	81.64%
507 99	Taxes and Fees	\$277,000	\$3,006	\$27,197	\$249,803	9.82%
508 01	Purchased Transportation Fixed Route	\$8,755,092	\$676,699	\$5,875,222	\$2,879,870	67.11%
2-508 02	Purchased Transportation Paratransit	\$1,314,813	\$108,829	\$635,203	\$679,610	48.31%
508 03	Purchased Transportation WOD	\$76,026	\$11,922	\$158,712	(\$82,686)	208.76%
509 00	Miscellaneous	\$179,477	\$18,345	\$15,355	\$212,191	8.56%
509 02	Professional Development	\$39,500	\$950	\$4,012	\$35,488	10.16%
509 08	Advertising	\$60,000	\$223	\$18,418	\$41,582	30.70%
TOTAL		\$17,533,035	\$1,158,542	\$10,536,473	\$7,028,044	60.09%

LIVERMORE AMADOR VALLEY TRANSIT AUTHORITY
CAPITAL REVENUE AND EXPENDITURE REPORT (Page 1 of 2)
FOR THE PERIOD ENDING:
March 31, 2021

ACCOUNT	DESCRIPTION	BUDGET	CURRENT MONTH	YEAR TO DATE	BALANCE AVAILABLE	PERCENT BUDGET EXPENDED
REVENUE DETAILS						
4090594	TDA (office and facility equip)	199,000	0	0	199,000	0.00%
4090194	TDA Shop repairs and replacement	100,000	0	0	100,000	0.00%
4091794	Bus stop improvements	416,000	0	50,961	365,039	12.25%
4090994	Radio Upgrade	6,700	0	12,700	(6,000)	189.55%
4090794	TDA Transit Center Improvements	110,000	0	0	110,000	0.00%
409??94	TDA (Transit Capital)	100,000	0	34,990	65,010	34.99%
4092094	TDA (Major component rehab)	410,000	0	0	410,000	0.00%
4091294	TDA Doolan Tower Upgrade	30,000	0	0	30,000	0.00%
4091691	SAV BAAQMD	168,194	0	0	168,194	0.00%
46405	CIP Shelters	1,277,410	0	354,290	923,120	27.74%
4090694	TDA TSP	66,000	0	122,461	(56,461)	185.55%
409xx94	Bus add ons	266,000	0	0	266,000	0.00%
4090294	TDA Atlantis	350,000	0	19,261	330,739	5.50%
409xx94	TDA Real Time APC	200,000	0	0	200,000	0.00%
409xx91	TVTC TSP	1,140,000	0			
4111700	SGR shelters and stops	80,640	0	0	80,640	0.00%
4110500	Prop 1B office and facility	200,962	0	0	200,962	0.00%
411	Prop 1B Transit Center	20,000	0	0	20,000	0.00%
411	Dublin Parking garage	20,000,000	0	0	20,000,000	0.00%
41306	TSP	100,000	0	110,022	(10,022)	110.02%
41315	FTA farebox		0	0	0	#DIV/0!
41320	FTA Hybrid battery packs	800,000	0	0	800,000	0.00%
	FTA Transit Center	440,000	0			0.00%
TOTAL REVENUE		26,480,906	-	704,686	24,196,220	2.66%

LIVERMORE AMADOR VALLEY TRANSIT AUTHORITY
CAPITAL REVENUE AND EXPENDITURE REPORT (Page 2 of 2)
FOR THE PERIOD ENDING:
March 31, 2021

ACCOUNT	DESCRIPTON	BUDGET	CURRENT MONTH	YEAR TO DATE	BALANCE AVAILABLE	PERCENT BUDGET EXPENDED
EXPENDITURE DETAILS						
CAPITAL PROGRAM - COST CENTER 07						
5550207	Atlantis Facility	350,000	4,694	266,785	83,215	76.22%
5550107	Shop Repairs and replacement	300,962	73,785	196,387	104,575	65.25%
5551607	SAV	168,194	0	9,775	158,419	5.81%
5550407	BRT	168,194	290,324	562,260	(394,066)	334.29%
555xx07	Bus Add ons	266,000	0	0	266,000	0.00%
555xx07	Real time APC	200,000	0	0	200,000	0.00%
5550507	Office and Facility Equipment	199,000	0	0	199,000	0.00%
5550607	TSP upgrade	1,206,000	21,600	505,870	700,130	41.95%
5550907	Radio upgrade	6,700	384	88,845	(82,145)	1326.05%
5551007	Transit Center Upgrades and Improvements	570,000	0	0	570,000	0.00%
5551207	Doolan Tower upgrade	30,000	0	0	30,000	0.00%
555xx07	Dublin Parking Garage	20,000,000	0	0	20,000,000	0.00%
5551707	Bus Shelters and Stops	1,774,050	14,085	435,891	1,338,159	24.57%
5551907	COVID Supplies	21,343	0	47,286	(25,943)	221.55%
5552007	Major component rehab	1,210,000	0	0	1,210,000	0.00%
555??07	Transit Capital	100,000	17,915	43,130	56,870	43.13%
TOTAL CAPITAL EXPENDITURES		26,570,443	422,788	2,156,229	24,414,214	8.12%
FUND BALANCE (CAPITAL)		-89537.00	(422,788)	(1,451,543)		
FUND BALANCE (CAPTIAL & OPERATING)		-172,141.00	1,266,874	2,976,276		

California State Treasurer
Fiona Ma, CPA



Local Agency Investment Fund
P.O. Box 942809
Sacramento, CA 94209-0001
(916) 653-3001

April 21, 2021

[LAIF Home](#)
[PMIA Average Monthly Yields](#)

LIVERMORE/AMADOR VALLEY TRANSIT
AUTHORITY
GENERAL MANAGER
1362 RUTAN COURT, SUITE 100
LIVERMORE, CA 94550

[Tran Type Definitions](#)

//

Account Number: 80-01-002

March 2021 Statement

Account Summary

Total Deposit:	0.00	Beginning Balance:	10,975,963.28
Total Withdrawal:	0.00	Ending Balance:	10,975,963.28

REPORT.: Apr 19 21 Monday
RUN....: Apr 19 21 Time: 16:47
Run By.: Daniel Zepeda

LAVTA
Month End Cash Disbursements Report
Prior Period Report for 03-21 BANK ACCOUNT 105

PAGE: 001
ID #: PY-CD
CTL.: WHE

Period	Check Number	Check Date	Vendor # (Name)	Disc. Terms	Gross Amount	Disc Amount	Net Amount	Check Description
03-21	022485	03/08/21	AEC01 (AECOM TECHNICAL SERVICES INC		8,815.88	.00	8,815.88	Automatic Generated Check
	022486	03/08/21	AIM01 (AIM TO PLEASE JANITORIAL SER		48,407.62	.00	48,407.62	Automatic Generated Check
	022487	03/08/21	ATT02 (AT&T)		420.09	.00	420.09	Automatic Generated Check
	022488	03/08/21	ATT03 (AT&T)		956.00	.00	956.00	Automatic Generated Check
	022489	03/08/21	BAY09 (BAY WIDE GLASS, INC.)		532.89	.00	532.89	Automatic Generated Check
	022490	03/08/21	CAL05 (CALTEST LABS)		875.90	.00	875.90	Automatic Generated Check
	022491	03/08/21	CAL13 (CALIFORNIA TRANSIT)		623.25	.00	623.25	Automatic Generated Check
	022492	03/08/21	CEW01 (CHARLES E. WALKER)		900.00	.00	900.00	Automatic Generated Check
	022493	03/08/21	CIT06 (CITY OF LIVERMORE SEWER)		286.88	.00	286.88	Automatic Generated Check
	022494	03/08/21	COR01 (CORBIN WILLITS SYSTEMS)		264.12	.00	264.12	Automatic Generated Check
	022495	03/08/21	DAY02 (DAY & NIGHT PEST CONTROL)		218.00	.00	218.00	Automatic Generated Check
	022496	03/08/21	DUB01 (DUBLIN CHAMBER OF COMMERCE)		370.00	.00	370.00	Automatic Generated Check
	022497	03/08/21	EAS04 (EASYMILE INC.)		150.00	.00	150.00	Automatic Generated Check
	022498	03/08/21	EMB01 (BRIGHTVIEW LANDSCAPE SERVICE		2,198.70	.00	2,198.70	Automatic Generated Check
	022499	03/08/21	GAN01 (GANNETT FLEMING COMPANIES)		13,246.87	.00	13,246.87	Automatic Generated Check
	022500	03/08/21	GTTO1 (GLOBAL TRAFFIC TECHNOLOGIES		21,600.00	.00	21,600.00	Automatic Generated Check
	022501	03/08/21	HOT01 (HOTSYPACIFIC)		1,122.86	.00	1,122.86	Automatic Generated Check
	022502	03/08/21	INT03 (INTERNATL EFFECTIVENESS)		125.00	.00	125.00	Automatic Generated Check
	022503	03/08/21	KIM02 (KIMLEY-HORN AND ASSOC,INC)		22,237.50	.00	22,237.50	Automatic Generated Check
	022504	03/08/21	LIV10 (LIVERMORE SANITATION INC)		2,515.66	.00	2,515.66	Automatic Generated Check
	022505	03/08/21	LYFO1 (LYFT, INC)		2,518.57	.00	2,518.57	Automatic Generated Check
	022506	03/08/21	MAK01 (MAKAI SOLUTIONS)		1,907.87	.00	1,907.87	Automatic Generated Check
	022507	03/08/21	MET01 (METROPOLITAN TRANSPORT-)		6,160.74	.00	6,160.74	Automatic Generated Check
	022508	03/08/21	PAC16 (PACIFIC COAST TRANE)		3,904.40	.00	3,904.40	Automatic Generated Check
	022509	03/08/21	PLA02 (PLANETERIA MEDIA LLC)		475.00	.00	475.00	Automatic Generated Check
	022510	03/08/21	POW02 (PACIFIC POWER GROUP)		4,693.99	.00	4,693.99	Automatic Generated Check
	022511	03/08/21	QUE01 (QUENCH)		533.87	.00	533.87	Automatic Generated Check
	022512	03/08/21	RSE01 (R & S ERECTION)		2,473.00	.00	2,473.00	Automatic Generated Check
	022513	03/08/21	SCFO1 (SC FUELS)		33,483.64	.00	33,483.64	Automatic Generated Check
	022514	03/08/21	SEFO1 (SEFAC INC)		1,883.74	.00	1,883.74	Automatic Generated Check
	022515	03/08/21	SEOO1 (SEON SYSTEM SALES INC.)		13,372.20	.00	13,372.20	Automatic Generated Check
	022516	03/08/21	SHA02 (SHAMROCK OFFICE SOLUTIONS)		23.37	.00	23.37	Automatic Generated Check
	022517	03/08/21	SHI02 (SHI INTERNATIONAL CORP)		2,870.41	.00	2,870.41	Automatic Generated Check
	022518	03/08/21	SOLO1 (SOLUTIONS FOR TRANSIT)		4,166.66	.00	4,166.66	Automatic Generated Check
	022519	03/08/21	TEL01 (TPx COMMUNICATIONS)		2,731.72	.00	2,731.72	Automatic Generated Check
	022520	03/08/21	TES01 (TEST AMERICA LABORATORIES IN		430.00	.00	430.00	Automatic Generated Check
	022521	03/08/21	TICO1 (JYOTSNA MEHTA)		67.50	.00	67.50	Automatic Generated Check
	022522	03/08/21	TRA05 (TRANSDEV NORTH AMERICA INC.)		5,603.00	.00	5,603.00	Automatic Generated Check
	022523	03/08/21	TXI69 (SARAH SARGAZI)		190.19	.00	190.19	Automatic Generated Check
	022524	03/08/21	TXI83 (KEVIN PEHRSON)		8.72	.00	8.72	Automatic Generated Check
	022525	03/08/21	TX205 (MUHAMMAD ALI)		277.08	.00	277.08	Automatic Generated Check
	022526	03/08/21	TX212 (LINDA WAHLE)		169.64	.00	169.64	Automatic Generated Check
	022527	03/08/21	VAN01 (FBD VANGUARD CONSTRUCTION IN		255,172.85	.00	255,172.85	Automatic Generated Check
	022528	03/22/21	AEC01 (AECOM TECHNICAL SERVICES INC		7,889.21	.00	7,889.21	Automatic Generated Check
	022529	03/22/21	AMB01 (AMBIENT TEMPERATURE CONTROL		219.34	.00	219.34	Automatic Generated Check
	022530	03/22/21	ART01 (ART'S SECURITY LOCKSMITH)		30.59	.00	30.59	Automatic Generated Check
	022531	03/22/21	ATT02 (AT&T)		419.69	.00	419.69	Automatic Generated Check
	022532	03/22/21	AVI01 (AMADOR VALLEY INDUSTRIES)		517.66	.00	517.66	Automatic Generated Check
	022533	03/22/21	CIT01 (CITY OF LIVERMORE)		1,632.66	.00	1,632.66	Automatic Generated Check
	022534	03/22/21	CIT06 (CITY OF LIVERMORE SEWER)		43.98	.00	43.98	Automatic Generated Check
	022535	03/22/21	COR01 (CORBIN WILLITS SYSTEMS)		264.12	.00	264.12	Automatic Generated Check
	022536	03/22/21	DIR01 (DIRECT TV)		7.75	.00	7.75	Automatic Generated Check
	022537	03/22/21	EAS04 (EASYMILE INC.)		2,200.00	.00	2,200.00	Automatic Generated Check
	022538	03/22/21	GAN01 (GANNETT FLEMING COMPANIES)		11,404.07	.00	11,404.07	Automatic Generated Check
	022539	03/22/21	HAN01 (HANSON BRIDGETT MARCUS)		8,946.00	.00	8,946.00	Automatic Generated Check
	022540	03/22/21	KIM02 (KIMLEY-HORN AND ASSOC,INC)		76,132.75	.00	76,132.75	Automatic Generated Check
	022541	03/22/21	LYFO1 (LYFT, INC)		2,543.95	.00	2,543.95	Automatic Generated Check
	022542	03/22/21	OFF01 (OFFICE DEPOT)		179.90	.00	179.90	Automatic Generated Check
	022543	03/22/21	PAC11 (PACIFIC ENVIROMENTAL SERV)		240.00	.00	240.00	Automatic Generated Check
	022544	03/22/21	PLA02 (PLANETERIA MEDIA LLC)		325.00	.00	325.00	Automatic Generated Check
	022545	03/22/21	SEOO1 (SEON SYSTEM SALES INC.)		4,543.00	.00	4,543.00	Automatic Generated Check
	022546	03/22/21	SHI02 (SHI INTERNATIONAL CORP)		384.41	.00	384.41	Automatic Generated Check
	022547	03/22/21	TEL01 (TPx COMMUNICATIONS)		2,735.25	.00	2,735.25	Automatic Generated Check
	022548	03/22/21	TX242 (BONNIE WOLF)		117.44	.00	117.44	Automatic Generated Check
	H11051	03/05/21	TX228 (DEBORAH BUTLER)		129.65	.00	129.65	TX228, PARATAXI REIMBURSE
	H11052	03/05/21	TX242 (BONNIE WOLF)		140.00	.00	140.00	TX242, PARATAXI REIMBURSE
	H11053	03/04/21	MTM01 (MEDICAL TRANSPORTATION MANAG		65,420.94	.00	65,420.94	MTM01, DEC-2020 MONTHLY S
	H11054	03/02/21	MVT01 (MV TRANSPORTATION, INC.)		300,000.00	.00	300,000.00	MVT01, 112167, FEB-21 MV
	H11055	03/03/21	MVT01 (MV TRANSPORTATION, INC.)		300,000.00	.00	300,000.00	MVT01, 112168, FEB-21 MV
	H11056	03/19/21	TAX67 (CHRISTEL RAGER)		317.60	.00	317.60	TAX67, PARATAXI REIMBURSE
	H11057	03/19/21	TX228 (DEBORAH BUTLER)		73.76	.00	73.76	TX228, PARATAXI REIMBURSE
	H11058	03/16/21	PER03 (CAL PUB EMP RETIRE SYSTM)		36,903.56	.00	36,903.56	PER03, APR-21 HEALTH INSU
	H11059	03/25/21	DEL05 (ALLIED ADMIN/DELTA DENTAL)		2,285.96	.00	2,285.96	DEL05, APR-21 DENTAL INSU
	H11060	03/25/21	DEL05 (ALLIED ADMIN/DELTA DENTAL)		2,285.96	.00	2,285.96	DEL05, MAR-21 DENTAL INSU
	H11061	03/16/21	MUT01 (MUTUAL OF OMAHA)		1,188.34	.00	1,188.34	MUT01, MAR-21 LTD & LIFE
	H11062	03/01/21	AME06 (AMERICAN FIDELITY ASSURANCE		1,020.96	.00	1,020.96	AME06, MAR-21 FLEXIBLE SP
	H11063	03/21/21	VSP01 (VSP)		577.24	.00	577.24	VSP01, MAR-21 VISION INSU
	H11064	03/01/21	AME06 (AMERICAN FIDELITY ASSURANCE		732.22	.00	732.22	AME06, FEB-21 SUPPLEMENTA
	H11065	03/12/21	EMP01 (EMPLOYMENT DEVEL DEPT)		3,464.22	.00	3,464.22	EMP01, STATE TAX 2/20/21-
	H11066	03/12/21	PER04 (CALPERS RETIREMENT SYSTEM)		2,130.07	.00	2,130.07	PER04, PERS 457 CONTRIBUT
	H11067	03/12/21	PER01 (PERS)		5,787.70	.00	5,787.70	PER01, PERS NEW CONTRIBUT
	H11068	03/12/21	PER01 (PERS)		3,900.38	.00	3,900.38	PER01, PERS CLASSIC CONTR
	H11069	03/12/21	EFT01 (ELECTRONIC FUND TRANSFERS)		8,931.80	.00	8,931.80	EFT01, FEDERAL TAX 2/20/2
	H11070	03/12/21	DIR02 (DIRECT DEPOSIT OF PAYROLL CH		45,074.01	.00	45,074.01	DIR02, PR DIRECT DEPOSIT
	H11071	03/15/21	MVT01 (MV TRANSPORTATION, INC.)		300,000.00	.00	300,000.00	MVT01, 112603, MAR-21 MV
	H11072	03/31/21	MVT01 (MV TRANSPORTATION, INC.)		300,000.00	.00	300,000.00	MVT01, 112604, MAR-21 MV
	H11073	03/19/21	EDW01 (TAMARA EDWARDS)		17.19	.00	17.19	EDW01, 3/15/21 EXPENSE RE
	H11074	03/03/21	SUD01 (JENNIFER SUDA)		41.96	.00	41.96	SUD01, FEB-21 EXPENSE REI
	H11075	03/03/21	UBE01 (UBER)		1,256.78	.00	1,256.78	UBE01, FEB-21 BILLING: GO
	H11076	03/19/21	SHE05 (SHELL)		136.22	.00	136.22	SHE05, FEB-21 CC STATEMEN
	H11077	03/07/21	PAC01 (AT&T)		33.34	.00	33.34	PAC01,ACCT #232-351-6260,

REPORT.: Apr 19 21 Monday
 RUN....: Apr 19 21 Time: 16:47
 Run By.: Daniel Zepeda

LAVTA
 Month End Cash Disbursements Report
 Prior Period Report for 03-21 BANK ACCOUNT 105

PAGE: 002
 ID #: PY-CD
 CTL.: WHE

Period	Check Number	Check Date	Vendor # (Name)	Disc. Terms	Gross Amount	Disc Amount	Net Amount	Check Description
03-21	H11078	03/08/21	PAC01 (AT&T)		345.35	.00	345.35	PAC01,ACCT #925-243-9029,
	H11079	03/11/21	PAC01 (AT&T)		354.67	.00	354.67	PAC01,ACCT #436-951-0106,
	H11080	03/08/21	PAC01 (AT&T)		187.12	.00	187.12	PAC01, ACCT #925-245-0576
	H11081	03/17/21	OAK01 (OAKS BUSINESS PK OWNERS)		3,571.00	.00	3,571.00	OAK01, 2ND QTR BUSINESS P
	H11082	03/11/21	MTM01 (MEDICAL TRANSPORTATION MANAG		71,362.71	.00	71,362.71	MTM01, JAN-21 MONTHLY SER
	H11083	03/19/21	EMP01 (EMPLOYMENT DEVEL DEPT)		2,037.50	.00	2,037.50	EMP01, 4TH QTR 2020 UNEMP
	H11084	03/19/21	STA01 (STATE COMPENSATION FUND)		1,496.92	.00	1,496.92	STA01, MAR-21 WORKER'S CO
	H11085	03/19/21	STA13 (STAPLES CREDIT PLAN)		351.68	.00	351.68	STA13, FEB-21 CC STATEMEN
	H11086	03/19/21	STA13 (STAPLES CREDIT PLAN)		1,146.19	.00	1,146.19	STA13, MAR-21 CC STATEMEN
	H11087	03/11/21	MVT01 (MV TRANSPORTATION, INC.)		33,091.22	.00	33,091.22	MVT01, JAN-21 FIXED ROUTE
	H11088	03/15/21	VER01 (VERIZON WIRELESS)		1,855.16	.00	1,855.16	VER01, 9873965002, 1/23-2
	H11089	03/01/21	MER01 (MERCHANT SERVICES)		70.26	.00	70.26	MER01, FEB-21 TRANSIT CEN
	H11090	03/01/21	MER01 (MERCHANT SERVICES)		55.33	.00	55.33	MER01, FEB-21 MOA CC STAT
	H11091	03/22/21	CAL04 (CALIFORNIA WATER SERVICE)		40.62	.00	40.62	CAL04, 3616555555, TC WAT
	H11092	03/22/21	CAL04 (CALIFORNIA WATER SERVICE)		190.92	.00	190.92	CAL04, 4616555555, TC IRR
	H11093	03/17/21	CAL04 (CALIFORNIA WATER SERVICE)		55.69	.00	55.69	CAL04, 2575555555, TC FRR
	H11094	03/17/21	CAL04 (CALIFORNIA WATER SERVICE)		74.25	.00	74.25	CAL04, 4755555555, MOA FI
	H11095	03/17/21	CAL04 (CALIFORNIA WATER SERVICE)		74.25	.00	74.25	CAL04, 5755555555, CONTRA
	H11096	03/08/21	CAL04 (CALIFORNIA WATER SERVICE)		100.64	.00	100.64	CAL04, 0198655555, BUS WA
	H11097	03/08/21	CAL04 (CALIFORNIA WATER SERVICE)		704.73	.00	704.73	CAL04, 9098655555, MOA WA
	H11098	03/26/21	PAC02 (PACIFIC GAS AND ELECTRIC)		4,794.03	.00	4,794.03	PAC02, 5809326332-3, MOA
	H11099	03/22/21	PAC02 (PACIFIC GAS AND ELECTRIC)		1,353.54	.00	1,353.54	PAC02, 6062256368-6, ATLA
	H11100	03/01/21	PAC02 (PACIFIC GAS AND ELECTRIC)		3,262.13	.00	3,262.13	PAC02, 9007202117-4, MOA
	H11101	03/08/21	PAC02 (PACIFIC GAS AND ELECTRIC)		78.32	.00	78.32	PAC02, 7649646868-7, DOOL
	H11102	03/15/21	PAC02 (PACIFIC GAS AND ELECTRIC)		1,366.55	.00	1,366.55	PAC02, 7264840356-5, BUS
	H11103	03/16/21	CIT07 (CITY OF LIVERMORE - WATER)		36.42	.00	36.42	CIT07, 139361-00, ATLANTI
	H11104	03/16/21	CIT07 (CITY OF LIVERMORE - WATER)		26.66	.00	26.66	CIT07, 139399-00, ATLANTI
	H11105	03/16/21	CIT07 (CITY OF LIVERMORE - WATER)		16.02	.00	16.02	CIT07, 138432-00, ATLANTI
	H11106	03/16/21	CIT07 (CITY OF LIVERMORE - WATER)		180.40	.00	180.40	CIT07, 138430-01, ATLANTI
	H11107	03/30/21	CIT07 (CITY OF LIVERMORE - WATER)		129.13	.00	129.13	CIT07, 139388-00, BUS WAS
	H11108	03/30/21	CIT07 (CITY OF LIVERMORE - WATER)		43.38	.00	43.38	CIT07, 138431-00, ATLANTI
	H11109	03/26/21	PER04 (CALPERS RETIREMENT SYSTEM)		2,132.61	.00	2,132.61	PER04, PERS 457 CONTRIBUT
	H11110	03/26/21	PER01 (PERS)		3,900.38	.00	3,900.38	PER01, PERS CLASSIC CONTR
	H11111	03/26/21	PER01 (PERS)		5,787.70	.00	5,787.70	PER01, PERS NEW CONTRIBUT
	H11112	03/26/21	EMP01 (EMPLOYMENT DEVEL DEPT)		4,906.09	.00	4,906.09	EMP01, STATE TAX 3/6/21-3
	H11113	03/26/21	EFT01 (ELECTRONIC FUND TRASFERS)		13,528.24	.00	13,528.24	EFT01, FEDERAL TAX 3/6/21
	H11114	03/26/21	DIR02 (DIRECT DEPOSIT OF PAYROLL CH		57,486.19	.00	57,486.19	DIR02, PR DIRECT DEPOSIT
	H11115	02/22/21	BAN03 (BANKCARD CENTER)		3,630.68	.00	3,630.68	BAN03, JAN-21 BOW CC STAT
	H11116	03/29/21	BAN03 (BANKCARD CENTER)		2,477.60	.00	2,477.60	BAN03, FEB-21 CC STATEMEN
Total for Bank Account 105 ----->					2,193,914.29	.00	2,193,914.29	
Grand Total of all Bank Accounts ----->					2,193,914.29	.00	2,193,914.29	

REPORT.: Apr 19 21 Monday
RUN....: Apr 19 21 Time: 16:47
Run By.: Daniel Zepeda

LAVTA
Month End Payable Activity Report
Prior Period Report for 03-21

PAGE: 001
ID #: PY-AC
CTL.: WHE

Period	Vendor # (Name)	Invoice Number	Invoice Date	Due Date	Disc. Terms	Gross Amount	Description
03-21	AEC01 (AECOM TECHNICAL SERVICES)	IN200458559 200471871	02/05/21 03/12/21	03/07/21 04/11/21	A A	8815.88 7889.21	AEC01, 2000458559, 1/2-1/29/21 REGIONAL BUS AEC01, 2000471871, 1/30-2/26/21 REGIONAL BUS
Vendor's Total ----->						16705.09	
03-21	AIM01 (AIM TO PLEASE JANITORIAL SE	1080 1081 1082 63-OCT-20 64-NOV-20 65-DEC-20 66-JAN-21 67-FEB-21	12/03/20 12/03/20 01/02/21 11/01/20 12/05/20 01/02/21 02/01/21 02/27/21	01/02/21 01/02/21 02/01/21 12/01/20 01/04/21 02/01/21 03/03/21 03/29/21	A A A A A A A A	10500.00 10500.00 10500.00 3232.89 2500.00 3603.40 3472.70 4098.63	AIM01, 1080, OCT-20 BUS STOP CLEANING SERVIC AIM01, 1081, NOV-20 BUS STOP CLEANING SERVIC AIM01, 1082, DEC-20 BUS STOP CLEANING SERVIC AIM01, 63, OCT-20 MONTHLY JANITORIAL SERVICE AIM01, 64, NOV-20 MONTHLY JANITORIAL SERVICE AIM01, 65, DEC-20 MONTHLY JANITORIAL SERVICE AIM01, 66-JAN-21, JAN-21 MONTHLY JANITORIAL AIM01, 67-FEB-21, FEB-21 MONTHLY JANITORIAL
Vendor's Total ----->						48407.62	
03-21	AMB01 (AMBIENT TEMPERATURE CONTROL	1827	10/04/20	11/03/20	A	219.34	AMB01, 1827, MP316 TC PREVENTATIVE MAINT HVA
03-21	AME06 (AMERICAN FIDELITY ASSURANCE	FSA03-21H SUPP02-21H	03/04/21 02/25/21	04/03/21 03/27/21	A A	1020.96 732.22	AME06, MAR-21 FLEXIBLE SPENDING ACCOUNT AME06, FEB-21 SUPPLEMENTAL INSURANCE
Vendor's Total ----->						1753.18	
03-21	ART01 (ART'S SECURITY LOCKSMITH)	83634	03/04/21	04/03/21	A	30.59	ART01, 83634, MP737 ATLANTIS KEYS-7 QTY
03-21	ATT02 (AT&T)	16037573 16186424	02/13/21 03/13/21	03/15/21 04/12/21	A A	420.09 419.69	ATT02, 16037573, PAYER #9391035694 1/13-2/12 ATT02, 16186424, PAYER #9391035694 2/13-3/12
Vendor's Total ----->						839.78	
03-21	ATT03 (AT&T)	561699502	02/19/21	03/21/21	A	956.00	ATT03, 8561699502, FEB-21 INTERNET PRI
03-21	AVI01 (AMADOR VALLEY INDUSTRIES)	882432	02/28/21	03/30/21	A	517.66	AVI01, 882432, FEB-21 GARBAGE PICKUP SERVICE
03-21	BAN03 (BANKCARD CENTER)	FEB-2021H JAN-2021H	03/02/21 02/02/21	04/01/21 03/04/21	A A	2477.60 3630.68	BAN03, FEB-21 CC STATEMENT BAN03, JAN-21 BOW CC STATEMENT
Vendor's Total ----->						6108.28	
03-21	BAY09 (BAY WIDE GLASS, INC.)	I059183	02/10/21	03/12/21	A	532.89	BAY09, I059183, MP719 RUTAN LOBBY-TEMP GLASS
03-21	CAL04 (CALIFORNIA WATER SERVICE)	198021721H 257022621H 361030121H 461030121H 475022621H 575022621H 909021721H	02/17/21 02/26/21 03/01/21 03/01/21 02/26/21 02/26/21 02/17/21	03/19/21 03/28/21 03/31/21 03/31/21 03/28/21 03/28/21 03/19/21	A A A A A A A	100.64 55.69 40.62 190.92 74.25 74.25 704.73	CAL04, 0198655555, BUS WASH 1/16/21-2/16/21 CAL04, 2575555555, TC FIRE 3/1/21-3/31/21 CAL04, 3616555555, TC WATER 1/29/21-2/26/21 CAL04, 4616555555, TC IRRG. 1/29/21-2/26/21 CAL04, 4755555555, MOA FIRE 3/1/21-3/31/21 CAL04, 5755555555, CONTRACTOR FIRE 3/1/21-3/ CAL04, 9098655555, MOA WATER 1/16/21-2/16/21
Vendor's Total ----->						1241.10	
03-21	CAL05 (CALTEST LABS)	618331	01/20/21	02/19/21	A	875.90	CAL05, 618331, MP710 2021 ANNUAL COMPLIANCE
03-21	CAL13 (CALIFORNIA TRANSIT)	312021FEB	03/01/21	03/31/21	A	623.25	CAL13, 31-2021-FEB, FEB-21 INS CLAIMS PRIOR
03-21	CEW01 (CHARLES E. WALKER)	2021D	03/01/21	03/31/21	A	900.00	CEW01, 2021D, WA STATE TRANSIT BUS SOLICITAT
03-21	CIT01 (CITY OF LIVERMORE)	1386-FY22	03/01/21	03/31/21	A	1632.66	CIT01, 1386(21-22),ATLANTIS WASTEWATER PERMI
03-21	CIT06 (CITY OF LIVERMORE SEWER)	BW021621 TC020921 TC030921 MOA021621	02/16/21 02/09/21 03/09/21 02/16/21	03/18/21 03/11/21 04/08/21 03/18/21	A A A A	43.04 39.65 43.98 204.19	CIT06, 138143-00, BUS WASH 1/19/21-2/16/21 CIT06, 133389-00, TRANSIT CENTER 1/12/21-2/9 CIT06, 133389-00, TRANSIT CENTER 2/9/21-3/9/ CIT06, 133294-00, MOA SEWER 1/19/21-2/16/21
Vendor's Total ----->						330.86	
03-21	CIT07 (CITY OF LIVERMORE - WATER)	361021621H 388030221H 399021621H 430021621H 431030221H 432021621H	02/16/21 03/02/21 02/16/21 02/16/21 03/02/21 02/16/21	03/18/21 04/01/21 03/18/21 03/18/21 04/01/21 03/18/21	A A A A A A	36.42 129.13 26.66 180.40 43.38 16.02	CIT07, 139361-00, ATLANTIS SEWER 1/19/21-2/1 CIT07, 139388-00, BUS WASH 2/2/21-3/2/21 CIT07, 139399-00, ATLANTIS SEWER 1/19/21-2/1 CIT07, 138430-01, ATLANTIS INDOOR 1/19/21-2/ CIT07, 138431-00, ATLANTIS IRRG 2/2/21-3/2/2 CIT07, 138432-00, ATLANTIS FIRE 1/19/21-2/16
Vendor's Total ----->						432.01	

REPORT.: Apr 19 21 Monday
 RUN....: Apr 19 21 Time: 16:47
 Run By.: Daniel Zepeda

LAVTA
 Month End Payable Activity Report
 Prior Period Report for 03-21

PAGE: 002
 ID #: PY-AC
 CTL.: WHE

Period	Vendor # (Name)	Invoice Number	Invoice Date	Due Date	Disc. Terms	Gross Amount	Description
03-21	COR01 (CORBIN WILLITS SYSTEMS)	C102151	02/15/21	03/17/21	A	264.12	COR01, C102151, FEB-21 SERVICE
		C103151	03/15/21	04/14/21	A	264.12	COR01, C103151, MAR-21 SERVICE
		Vendor's Total ----->				528.24	
03-21	DAY02 (DAY & NIGHT PEST CONTROL)	160687	02/25/21	03/27/21	A	218.00	DAY02, 160687, 2/12/21 RUTAN SERVICE
03-21	DEL05 (ALLIED ADMIN/DELTA DENTAL)	APR-2021H	03/25/21	04/24/21	A	2285.96	DEL05, APR-21 DENTAL INSURANCE
		MAR-2021H	02/25/21	03/27/21	A	2285.96	DEL05, MAR-21 DENTAL INSURANCE
		Vendor's Total ----->				4571.92	
03-21	DIR01 (DIRECT TV)	96X210311	03/11/21	04/10/21	A	7.75	DIR01, 025118596X210311, MAR-21 SERVICE
03-21	DIR02 (DIRECT DEPOSIT OF PAYROLL C	20210305H	03/12/21	04/11/21	A	45074.01	DIR02, PR DIRECT DEPOSIT 2/20/21-3/5/21
		20210319H	03/26/21	04/25/21	A	57486.19	DIR02, PR DIRECT DEPOSIT 3/6/21-3/19/21
		Vendor's Total ----->				102560.20	
03-21	DUB01 (DUBLIN CHAMBER OF COMMERCE)	8236-2021	02/22/21	03/24/21	A	370.00	DUB01, 8236, 2021 ANNUAL MEMBERSHIP RENEWAL
03-21	EAS04 (EASYMILE INC.)	2021-0007	02/18/21	03/20/21	A	150.00	EAS04, US-2021-0007, SAV-VEHICLE CHARGING CA
		2021-0012	03/12/21	04/11/21	A	2200.00	EAS04, US2021-0012, NRTK SUBSCRIPTION 1 YEAR
		Vendor's Total ----->				2350.00	
03-21	EDW01 (TAMARA EDWARDS)	3-15-21EXH	03/15/21	04/14/21	A	17.19	EDW01, 3/15/21 EXPENSE REIMBURSE
03-21	EFT01 (ELECTRONIC FUND TRANFERS)	20210305H	03/11/21	04/10/21	A	8931.80	EFT01, FEDERAL TAX 2/20/21-3/5/21
		20210319H	03/25/21	04/24/21	A	13528.24	EFT01, FEDERAL TAX 3/6/21-3/19/21
		Vendor's Total ----->				22460.04	
03-21	EME01 (BRIGHTVIEW LANDSCAPE SERVIC	7173436	12/30/20	01/29/21	A	897.70	EME01, 7173436, MP655 12/3 ATLANTIS IRRG MA
		7248185	03/01/21	03/31/21	A	1301.00	EME01, 7248185, MAR-21 LANDSCAPING SERVICE
		Vendor's Total ----->				2198.70	
03-21	EMP01 (EMPLOYMENT DEVEL DEPT)	20210305H	03/11/21	04/10/21	A	3464.22	EMP01, STATE TAX 2/20/21-3/5/21
		20210319H	03/25/21	04/24/21	A	4906.09	EMP01, STATE TAX 3/6/21-3/19/21
		QTR4-2020H	03/19/21	04/18/21	A	2037.50	EMP01, 4TH QTR 2020 UNEMPLOYMENT INSURANCE
		Vendor's Total ----->				10407.81	
03-21	GAN01 (GANNETT FLEMING COMPANIES)	02-109885	02/19/21	03/21/21	A	13246.87	GAN01, 065649.02*109885, ON-CALL DESIGN BRT
		02-111460	03/19/21	04/18/21	A	11404.07	GAN01, 065649.02*111460, ON-CALL DESIGN BRT
		Vendor's Total ----->				24650.94	
03-21	GTT01 (GLOBAL TRAFFIC TECHNOLOGIES	55178	10/21/20	11/20/20	A	21600.00	GTT01, 55178, PO #7430 OPTICOM SOFTWARE TRAI
03-21	HAN01 (HANSON BRIDGETT MARCUS)	1285759	02/22/21	03/24/21	A	949.00	HAN01, 1285759, JAN-21 CONTRACT LEGAL FEES
		1285760	02/22/21	03/24/21	A	5537.00	HAN01, 1285760, JAN-21 ADMIN LEGAL FEES
		1287599	03/16/21	04/15/21	A	2460.00	HAN01, 1287599, FEB-21 ADMIN LEGAL FEES
		Vendor's Total ----->				8946.00	
03-21	HOT01 (HOTSYPACIFIC)	80861	02/22/21	03/24/21	A	1122.86	HOT01, 80861, MP726 RUTAN-REPAIR PRESSURE WA
03-21	INT03 (INTERNATL EFFECTIVENESS)	41713	02/12/21	03/14/21	A	125.00	INT03, 41713, 2/12/21 TRANSLATION SERVICES
03-21	KIM02 (KIMLEY-HORN AND ASSOC, INC)	17667276	11/30/20	12/30/20	A	5000.00	KIM02, 17667276, OCT-20 10R CORRIDOR ENHANCE
		17948085	12/30/20	01/29/21	A	2500.00	KIM02, 17948085, NOV-20 10R CORRIDOR ENHANCE
		18077033	01/29/21	02/28/21	A	3000.00	KIM02, 18077033, DEC-20 10R CORRIDOR ENHANCE
		18153097	01/27/21	02/26/21	A	11737.50	KIM02, 18153097, PO #7520 LAVTA RAPID MEDALL
		18222097	01/31/21	03/02/21	A	25359.50	KIM02, 18222097, TASK 4 LAVTA-ATLANTIS FACIL
		18366793	03/19/21	04/18/21	A	2347.50	KIM02, 18366793, PO #7520 LAVTA RAPID MEDALL
		18445448	02/28/21	03/30/21	A	48425.75	KIM02, 18445448, TASK 4 LAVTA-ATLANTIS FACIL
		Vendor's Total ----->				98370.25	
03-21	LIV10 (LIVERMORE SANITATION INC)	1382358	02/28/21	03/30/21	A	2515.66	LIV10, 1382358, FEB-21 GARBAGE SERVICE

REPORT.: Apr 19 21 Monday
 RUN....: Apr 19 21 Time: 16:47
 Run By.: Daniel Zepeda

LAVTA
 Month End Payable Activity Report
 Prior Period Report for 03-21

PAGE: 003
 ID #: PY-AC
 CTL.: WHE

Period	Vendor # (Name)	Invoice Number	Invoice Date	Due Date	Disc. Terms	Gross Amount	Description
03-21	LYF01 (LYFT, INC)	1003171	01/31/21	03/02/21	A	2508.57	LYF01, 1001003171, JAN-21 CODE: GO TRIVALLEY
		1003172	01/31/21	03/02/21	A	10.00	LYF01, 1001003172, JAN-21 CODE: GO SANRAMON
		1005415	02/28/21	03/30/21	A	2533.96	LYF01, 1001005415, FEB-21 CODE: GO TRIVALLEY
		1005416	02/28/21	03/30/21	A	9.99	LYF01, 1001005416, FEB-21 CODE: GO SANRAMON
		Vendor's Total ----->				5062.52	
03-21	MAK01 (MAKAI SOLUTIONS)	1777	02/08/21	03/10/21	A	891.91	MAK01, 1777, ANNUAL SAFETY LIFT INSPECT & RE
		1786	02/12/21	03/14/21	A	1015.96	MAK01, 1786, MP722 REAR SEAL REPAIR BAY #1 2
		Vendor's Total ----->				1907.87	
03-21	MER01 (MERCHANT SERVICES)	TC022821H	03/01/21	03/31/21	A	70.26	MER01, FEB-21 TRANSIT CENTER CC STATEMENT
		MOA022821H	03/01/21	03/31/21	A	55.33	MER01, FEB-21 MOA CC STATEMENT
		Vendor's Total ----->				125.59	
03-21	MET01 (METROPOLITAN TRANSPORT-)	AR025070	01/31/21	03/02/21	A	5962.53	MET01, AR025070, DEC-20 CLIPPER FEES
		AR025090	01/31/21	03/02/21	A	198.21	MET01, AR025090, BANK FEES CLIPPER 07/20-12/
		Vendor's Total ----->				6160.74	
03-21	MTM01 (MEDICAL TRANSPORTATION MANA	DEC-2020H	01/05/21	02/04/21	A	65420.94	MTM01, DEC-2020 MONTHLY SERVICE
		JAN-2021H	02/10/21	03/12/21	A	71362.71	MTM01, JAN-21 MONTHLY SERVICE
		Vendor's Total ----->				136783.65	
03-21	MUT01 (MUTUAL OF OMAHA)	MAR-2021H	02/11/21	03/13/21	A	1188.34	MUT01, MAR-21 LTD & LIFE INSURANCE
03-21	MVT01 (MV TRANSPORTATION, INC.)	112167H	02/03/21	03/05/21	A	300000.00	MVT01, 112167, FEB-21 MV 1ST INSTALL PAYMENT
		112168H	02/03/21	03/05/21	A	300000.00	MVT01, 112168, FEB-21 MV 2ND INSTALL PAYMENT
		112603H	03/15/21	04/14/21	A	300000.00	MVT01, 112603, MAR-21 MV 1ST INSTALL PAYMENT
		112604H	03/31/21	04/30/21	A	300000.00	MVT01, 112604, MAR-21 MV 2ND INSTALL PAYMENT
		JAN-2021H	03/03/21	04/02/21	A	33091.22	MVT01, JAN-21 FIXED ROUTE MONTHLY SERVICE
		Vendor's Total ----->				1233091.22	
03-21	OAK01 (OAKS BUSINESS PK OWNERS)	2NDQTR-21H	03/01/21	03/31/21	A	3571.00	OAK01, 2ND QTR BUSINESS PARK DUES 2021-FY21
03-21	OFF01 (OFFICE DEPOT)	422962001	03/11/21	04/10/21	A	117.75	OFF01, 162422962001, 3/11/21 OFFICE SUPPLIES
		423488001	03/12/21	04/11/21	A	62.15	OFF01, 162423488001, 3/12/21 OFFICE SUPPLIES
		Vendor's Total ----->				179.90	
03-21	PAC01 (AT&T)	ATT 02/21H	02/13/21	03/15/21	A	187.12	PAC01, ACCT #925-245-0576, 2/13/21-3/12/21
		ATT020721H	02/07/21	03/09/21	A	33.34	PAC01,ACCT #232-351-6260,CONTRACTOR FIRE 2/7
		ATT021121H	02/11/21	03/13/21	A	354.67	PAC01,ACCT #436-951-0106,ATLANTIS T1 2/11-3/
		ATT021321H	02/13/21	03/15/21	A	345.35	PAC01,ACCT #925-243-9029,ATLANTIS ALARM 2/13
		Vendor's Total ----->				920.48	
03-21	PAC02 (PACIFIC GAS AND ELECTRIC)	580030921H	03/09/21	04/08/21	A	4794.03	PAC02, 5809326332-3, MOA ELECTRIC 2/1-3/2/21
		606030521H	03/05/21	04/04/21	A	1353.54	PAC02, 6062256368-6, ATLANTIS 1/28/21-2/28/2
		726022621H	02/26/21	03/28/21	A	1366.55	PAC02, 7264840356-5, BUS STOPS 1/21/21-2/21/
		764021821H	02/18/21	03/20/21	A	78.32	PAC02, 7649646868-7, DOOLAN TWR 1/12/21-2/10
		900021221H	02/12/21	03/14/21	A	3262.13	PAC02, 9007202117-4, MOA GAS 1/13/21-2/11/21
		Vendor's Total ----->				10854.57	
03-21	PAC11 (PACIFIC ENVIROMENTAL SERV)	2044	03/03/21	04/02/21	A	120.00	PAC11, 2044, FEB-21 RUTAN MONTHLY SERVICE
		2045	03/03/21	04/02/21	A	120.00	PAC11, 2045, FEB-21 ATLANTIS MONTHLY SERVICE
		Vendor's Total ----->				240.00	
03-21	PAC16 (PACIFIC COAST TRANE)	C24424	02/23/21	03/25/21	A	1600.00	PAC16, C24424, PO #7510 RUTAN-SEMI ANNUAL IN
		S105992	02/17/21	03/19/21	A	699.40	PAC16, S105992, MP738 SERVICE CALL-COMBUSTIO
		S106175	02/17/21	03/19/21	A	1605.00	PAC16, S106175, MP694 REPAIR COMBUSTION MOTO
		Vendor's Total ----->				3904.40	
03-21	PER01 (PERS)	20210305CH	03/11/21	04/10/21	A	3900.38	PER01, PERS CLASSIC CONTRIBUTION 2/20-3/5/21
		20210305NH	03/11/21	04/10/21	A	5787.70	PER01, PERS NEW CONTRIBUTION 2/20/21-3/5/21
		20210319CH	03/25/21	04/24/21	A	3900.38	PER01, PERS CLASSIC CONTRIBUTION 3/6/21-3/19
		20210319NH	03/25/21	04/24/21	A	5787.70	PER01, PERS NEW CONTRIBUTION 3/6/21-3/19/21
		Vendor's Total ----->				19376.16	

REPORT.: Apr 19 21 Monday
 RUN...: Apr 19 21 Time: 16:47
 Run By.: Daniel Zepeda

LAVTA
 Month End Payable Activity Report
 Prior Period Report for 03-21

PAGE: 004
 ID #: PY-AC
 CTL.: WHE

Period	Vendor # (Name)	Invoice Number	Invoice Date	Due Date	Disc. Terms	Gross Amount	Description
03-21	PER03 (CAL PUB EMP RETIRE SYSTM)	APR-2021H	03/15/21	04/14/21	A	36903.56	PER03, APR-21 HEALTH INSURANCE
03-21	PER04 (CALPERS RETIREMENT SYSTEM)	20210305H 20210319H	03/11/21 03/25/21	04/10/21 04/24/21	A A	2130.07 2132.61	PER04, PERS 457 CONTRIBUTION 2/20/21-3/5/21 PER04, PERS 457 CONTRIBUTION 3/6/21-3/19/21
		Vendor's Total ----->				4262.68	
03-21	PLA02 (PLANETERIA MEDIA LLC)	18158 18186 18279	02/01/21 02/15/21 03/15/21	03/03/21 03/17/21 04/14/21	A A A	150.00 325.00 325.00	PLA02, 18158, ANNUAL WEB HOSTING & SSL CERTI PLA02, 18186, WEB HOSTING FEB-21 PLA02, 18279, WEB HOSTING MAR-21
		Vendor's Total ----->				800.00	
03-21	POW02 (PACIFIC POWER GROUP)	690707300	11/20/20	12/20/20	A	4693.99	POW02, 6907073-00, MP693 ESS OVERHAUL TOOL K
03-21	QUE01 (QUENCH)	02955192	03/01/21	03/31/21	A	533.87	QUE01, INV-02955192, QUENCH 730 & 810 (3/21-
03-21	RSE01 (R & S ERECTION)	191955COM	02/23/21	03/25/21	A	2473.00	RSE01, 191955COMR, MP695 RUTAN DOOR SERVICE
03-21	SCF01 (SC FUELS)	4529079 4539513	01/22/21 02/04/21	02/21/21 03/06/21	A A	16541.35 16942.29	SCF01, 4529079, 1/22/21 FUEL DELIVERY SCF01, 4539513, 2/4/21 FUEL DELIVERY
		Vendor's Total ----->				33483.64	
03-21	SEF01 (SEFAC INC)	17112099	02/09/21	03/11/21	A	1883.74	SEF01, 17112099, MP712 ANNUAL SERVICE INSPEC
03-21	SEO01 (SEON SYSTEM SALES INC.)	153767 154689	02/01/21 03/03/21	03/03/21 04/02/21	A A	13372.20 4543.00	SEO01, 153767, PO #7528 SAFE FLEET BRIDGE IN SEO01, 154689, PO #7528 WIRELESS BRIDGE INST
		Vendor's Total ----->				17915.20	
03-21	SHA02 (SHAMROCK OFFICE SOLUTIONS)	514950	02/22/21	03/24/21	A	23.37	SHA02, 514950, FRONT DESK PRINTER 1/30-2/27/
03-21	SHE05 (SHELL)	FEB-2021H	03/06/21	04/05/21	A	136.22	SHE05, FEB-21 CC STATEMENT
03-21	SHI02 (SHI INTERNATIONAL CORP)	B13002907 B13162186	02/09/21 03/15/21	03/11/21 04/14/21	A A	2870.41 384.41	SHI02, B13002907, MP705 PRODUCTION SUPPORT C SHI02, B13162186, MP747 ADOBE CC-ALL APPS 5
		Vendor's Total ----->				3254.82	
03-21	SOL01 (SOLUTIONS FOR TRANSIT)	21-0205LA 21-0305LA	02/05/21 03/05/21	03/07/21 04/04/21	A A	2083.33 2083.33	SOL01, 21-0205LAVTA, JAN-21 CLIPPER ANALYSIS SOL01, 21-0305LAVTA, FEB-21 CLIPPER ANALYSIS
		Vendor's Total ----->				4166.66	
03-21	STA01 (STATE COMPENSATION FUND)	MAR-2021H	02/23/21	03/25/21	A	1496.92	STA01, MAR-21 WORKER'S COMP PREMIUM
03-21	STA13 (STAPLES CREDIT PLAN)	FEB-2021H MAR-2021H	02/05/21 03/09/21	03/07/21 04/08/21	A A	351.68 1146.19	STA13, FEB-21 CC STATEMENT STA13, MAR-21 CC STATEMENT
		Vendor's Total ----->				1497.87	
03-21	SUD01 (JENNIFER SUDA)	FEB-2021 H	02/26/21	03/28/21	A	41.96	SUD01, FEB-21 EXPENSE REIMBURSE
03-21	TAX67 (CHRISTEL RAGER)	0106-0228H	03/18/21	04/17/21	A	317.60	TAX67, PARATAXI REIMBURSE 1/6/21-2/28/21
03-21	TEL01 (TPx COMMUNICATIONS)	139522460 140670358	01/31/21 02/28/21	03/02/21 03/30/21	A A	2731.72 2735.25	TEL01, 139522460-0, 2/1/21-2/28/21 SERVICE TEL01, 140670358-0, 3/1/21-3/31/21 SERVICE
		Vendor's Total ----->				5466.97	
03-21	TES01 (TEST AMERICA LABORATORIES	I320025373 320026180	01/17/21 02/09/21	02/16/21 03/11/21	A A	215.00 215.00	TES01, 3200025373, 1/16/21 STORMWATER TESTIN TES01, 3200026180, 1/27/21 RUTAN STORMWATER
		Vendor's Total ----->				430.00	
03-21	TIC01 (JYOTSNA MEHTA)	2-17-21DA	02/10/21	03/12/21	A	67.50	TIC01, 2/17/21 DIAL-A-RIDE RETURN-18 @ \$3.75
03-21	TRA05 (TRANSDEV NORTH AMERICA INC.	655020521	02/05/21	03/07/21	A	5603.00	TRA05, 655020521, RFP 2019-5 JAN-21 ACTIVITY

REPORT.: Apr 19 21 Monday
 RUN...: Apr 19 21 Time: 16:47
 Run By.: Daniel Zepeda

LAVTA
 Month End Payable Activity Report
 Prior Period Report for 03-21

PAGE: 005
 ID #: PY-AC
 CTL.: WHE

Period	Vendor # (Name)	Invoice Number	Invoice Date	Due Date	Disc. Terms	Gross Amount	Description
03-21	TX169 (SARAH SARGAZI)	1102-0212	03/04/21	04/03/21	A	190.19	TX169, PARATAXI REIMBURSE 1/2/20-2/12/21
03-21	TX183 (KEVIN PEHRSON)	1-22-21	02/17/21	03/19/21	A	8.72	TX183, PARATAXI REIMBURSE 1/22/21
03-21	TX205 (MUHAMMAD ALI)	1103-1130	02/17/21	03/19/21	A	132.94	TX205, PARATAXI REIMBURSE 11/3/20-11/30/20
		1201-1231	03/04/21	04/03/21	A	144.14	TX205, PARATAXI REIMBURSE 12/1/20-12/31/20
		Vendor's Total ----->				277.08	
03-21	TX212 (LINDA WAHLE)	0104-0131	02/17/21	03/19/21	A	169.64	TX212, PARATAXI REIMBURSE 1/4/21-1/31/21
03-21	TX228 (DEBORAH BUTLER)	0206-0224H	03/04/21	04/03/21	A	129.65	TX228, PARATAXI REIMBURSE 2/6/21-2/24/21
		0226-0302H	03/18/21	04/17/21	A	73.76	TX228, PARATAXI REIMBURSE 2/26/21-3/2/21
		Vendor's Total ----->				203.41	
03-21	TX242 (BONNIE WOLF)	0203-0224H	03/04/21	04/03/21	A	140.00	TX242, PARATAXI REIMBURSE 2/3/21-2/24/21
		1205-0219	03/18/21	04/17/21	A	117.44	TX242, PARATAXI REIMBURSE 12/5/20-2/19/21
		Vendor's Total ----->				257.44	
03-21	UBE01 (UBER)	FEB-2021H	03/02/21	04/01/21	A	1256.78	UBE01, FEB-21 BILLING: GO DUBLIN
03-21	VAN01 (FBD VANGUARD CONSTRUCTION I2019-08#3	01/31/21	03/02/21		A	255172.85	VAN01, 2019-08 PLEASANTON BRT CORRIDOR PROJE
03-21	VER01 (VERIZON WIRELESS)	873965002H	02/22/21	03/24/21	A	1855.16	VER01, 9873965002, 1/23-2/22/21 CELL, WIFI &
03-21	VSP01 (VSP)	MAR-2021H	02/19/21	03/21/21	A	577.24	VSP01, MAR-21 VISION INSURANCE
Total of Purchases ->						2193914.29	

AGENDA

ITEM 4C

LIVERMORE AMADOR VALLEY TRANSIT AUTHORITY

STAFF REPORT

SUBJECT: Approval of Resolutions Authorizing Staff to Apply for TDA, STA, and RM2 funds for Fiscal Year 2021-2022

FROM: Tamara Edwards, Director of Finance

DATE: May 3, 2021

Action Requested

Approve the following resolutions:

1. Resolution 10-2021 of the Board of Directors of the Livermore Amador Valley Transit Authority authorizing the filing of a claim with the Metropolitan Transportation Commission (MTC) for Allocation of Transportation Development Act (TDA) Article 4.0, State Transit Assistance (STA), and Regional Measure 2 (RM 2) for Fiscal Year 2021-2022
2. Resolution 11-2021 of the Board of Directors of the Livermore Amador Valley Transit Authority Authorizing the filing of a claim with the Metropolitan Transportation Commission for Allocation of Transportation Development Act Article 4.5 Funds for the Fiscal Year 2021-2022

These resolutions authorize staff to file applications with the MTC for the 2021-2022 Fiscal Year.

Background

Attached for your review and approval are the annual resolutions authorizing LAVTA's Executive Director (or designee) to file a claim with MTC for TDA Article 4.0, 4.5, and STA funds for Fiscal Year 2021-2022. These resolutions are required as part of MTC's annual claim submittal. The funds requested in the claim are limited to the amount allocated to LAVTA, based on a prescribed apportionment formula. On an annual basis, LAVTA is required to resolve support for the submission of applications for Regional Measure 2 operating assistance in connection with the providing service to the BRT service. MTC has advised LAVTA that the inclusion of provisions relevant to RM 2 can be included in the TDA and STA resolutions for ease of submission.

Discussion

Attached to this report is the MTC staff report which accompanied their estimate and gives background information on the various funding sources and the bases for this year's estimates:

Budget Considerations

The next step will be to prepare a detailed capital and operating budget within the available revenues.

Recommendation

The Finance and Administration Committee recommends approving the attached resolutions authorizing the filing of a claim with MTC for Allocation of TDA Article 4.0, 4.5, STA, and RM2 Funds for Fiscal Year 2021-2022.

Attachments:

1. February 24, 2021 Fund Estimate from MTC
2. Resolution 10-2021 MTC for Allocation of Transportation Development Act Article 4.0
3. Resolution 11-2021 MTC for Allocation of Transportation Development Act Article 4.5

Approved: _____

Metropolitan Transportation Commission Programming and Allocations Committee

February 10, 2021

Agenda Item 3d - 21-0149

MTC Resolution No. 4450. FY 2021-22 Fund Estimate

- Subject:** Annual Fund Estimate and proposed apportionment and distribution of \$790 million in Transportation Development Act (TDA) Local Transportation Fund, State Transit Assistance (STA), State of Good Repair (SGR) Program, Assembly Bill 1107 (AB 1107), transit-related bridge toll, and Low Carbon Transit Operations Program (LCTOP) funds for FY 2021-22.
- Background:** MTC is required by state statute to prepare and adopt an annual fund estimate of TDA Local Transportation Fund (LTF) ¼ cent sales tax revenues for the upcoming fiscal year by March 1st. This estimate assists the Bay Area's transit operators in budgeting for the next fiscal year, in this case FY 2021-22. The fund estimate prepared by MTC also includes a number of other fund sources which MTC allocates to transit operators, primarily for operations.

The following are highlights of the fund estimate for FY 2021-22:

1. **Economic Overview:** The Bay Area economy, like local economies worldwide, has been significantly impacted by the COVID-19 pandemic. Unemployment rates have increased significantly across all nine counties over the last year with Solano County having the highest unemployment rate at 7.5% and Marin County with the lowest rate at 4.7% in November 2020. Taxable sales have been impacted in uneven ways, with San Francisco experiencing declines in taxable sales of more than -38% while five other Bay Area counties have seen an *increase* in taxable sales during the pandemic. Significant uncertainty remains about possible shifts in population, work from home policies, and commute patterns – all of which could impact revenues. Accordingly, it is prudent for transit operators to budget with great caution.
2. **Transportation Development Act (TDA):** State law requires county auditors to submit annual estimates of the ¼-cent TDA sales tax revenue generation to MTC by February 1st. A summary of the county auditors' mid-year estimates indicate that regional TDA revenue generation is expected to decrease by 7.1% in the current year of FY 2020-21 to \$405 million, with a subsequent increase of 3.6% in FY 2021-22 to \$419 million.

MTC advises that transit operators in all counties exercise caution when budgeting for FY 2021-22 as many of the county auditors are uncertain how actual FY 2020-21 revenues will come in due to economic uncertainty, the impacts of the *Wayfair* decision, and the attribution of sales taxes collected from out of state transactions.

3. **AB 1107:** A portion (25%) of BART's half-cent sales tax revenue generated in Alameda, Contra Costa, and San Francisco counties is subject to allocation by MTC, and MTC staff is responsible for estimating the annual revenue generation. Given the economic uncertainty and indicators described above staff proposes to revise the current FY 2020-21 estimate downwards to \$83 million and to forecast FY 2021-22 revenues of \$83 million (7.2% decrease

from actual FY 2019-20 revenues of \$89 million). This amount would be split evenly between SFMTA and AC Transit per longstanding Commission policy.

4. **State Transit Assistance (STA):** Governor Newsom's proposed FY 2021-22 State Budget estimates \$667 million in STA funds statewide in FY 2021-22. Based on this estimate, the Bay Area would receive approximately \$201 million (\$147 million in Revenue-Based and \$54 million in Population-Based) in FY 2021-22 STA funds. Staff will return to the Commission to update the estimates following the state budget approval later this year.


Note that staff are proposing to revise the FY 2020-21 STA revenue forecast from what was included in the adopted FY 2020-21 State Budget to incorporate the state's current and more accurate projections for FY 2020-21. The updated estimates for the current year are included in the Governor's FY 2021-22 budget proposal and will allow transit operators to claim much needed additional STA funds this year.

5. **State of Good Repair (SGR) Program:** Senate Bill (SB) 1 established the State of Good Repair (SGR) Program which will bring nearly \$43 million to the Bay Area in FY 2021-22 for transit capital state of good repair projects. The funds from the SGR Program follow the same state-wide distribution policies as the regular STA program, with a Revenue-Based and Population-Based program.
6. **Bridge Tolls:** In April 2010, MTC Resolution No. 3948 resulted in a lump sum payment from BATA to MTC for an amount equal to the 50-year present value of AB 664, RM 1, and 2% Toll revenue. Future payments from these toll revenues will be made from this lump sum, in accordance with Commission policies established in MTC Resolution Nos. 4015 and 4022.
7. **Cap and Trade – Low Carbon Transit Operations Program:** The FY 2021-22 Fund Estimate includes details on funding that will flow to the region through the Low Carbon Transit Operations Program, which is a component of the state Cap and Trade program. In FY 2021-22, the region is projected to receive \$39 million from the program based on an estimate from Governor Newsom's proposed FY 2021-22 State Budget. Apportionments of these funds are guided by Caltrans policies for the Revenue-Based program (which are the same as the STA Revenue-Based program) and by the MTC Commission for the Population-Based program through the MTC Cap and Trade Framework (MTC Resolution No. 4130, Revised).

Issues: None.

Recommendation: Refer MTC Resolution No. 4450 to the Commission for approval.

Attachments: MTC Resolution No. 4450
Presentation slides


Therese W. McMillan

Date: February 24, 2021
W.I.: 1511
Referred by: PAC

ABSTRACT

MTC Resolution No. 4450

This resolution approves the FY 2021-22 Fund Estimate, including the distribution and apportionment of Transportation Development Act (TDA), State Transit Assistance (STA), State of Good Repair (SGR) Program, Assembly Bill (AB) 1107 sales tax, Low Carbon Transit Operations (LCTOP) cap-and-trade auction revenues, and transit-related bridge toll funds.

Further discussion of this action is contained in the MTC Programming and Allocations Summary Sheets dated February 10, 2021.

Date: February 24, 2021
W.I.: 1511
Referred by: PAC

RE: Determination of Transportation Development Act (TDA) Area Apportionments and Proposed Distribution of Operating Funds for FY 2021-22

METROPOLITAN TRANSPORTATION COMMISSION
RESOLUTION NO. 4450

WHEREAS, the Metropolitan Transportation Commission (MTC) is the regional transportation planning agency for the San Francisco Bay Area pursuant to Government Code Section 66500 *et seq.*; and

WHEREAS, the Transportation Development Act (TDA), Public Utilities Code (PUC) Sections 99200 *et seq.*, provides that funds are made available from the Local Transportation Fund (LTF) for various transportation purposes; and

WHEREAS, pursuant to 21 California Code of Regulations Section 6620, the County Auditor for each of the nine counties in the Bay Area has submitted the revised and new TDA fund estimates for FY 2020-21 and FY 2021-22 as shown in Attachment A to this resolution, attached hereto and incorporated herein as though set forth at length; and

WHEREAS, MTC is required to determine and advise all prospective claimants, prior to March 1 each year, of all area apportionments from the LTF for the following fiscal year pursuant to 21 California Code of Regulations Section 6644; and

WHEREAS, all area apportionments of TDA funds for the 2021-22 fiscal year are shown in Attachment A to this resolution, attached hereto and incorporated herein as though set forth at length; and

WHEREAS, MTC has prepared a proposed distribution of operating/capital assistance funds, including TDA, State Transit Assistance (STA) pursuant to Public Utilities Code § 99310 *et seq.*, State of Good Repair (SGR) Program pursuant to Public Utilities Code § 99312.1, Low Carbon Transit Operations Program (LCTOP) pursuant to Health and Safety Code § 39719(b)(1)(B), the twenty-five percent (25%) of the one-half cent transaction and use tax collected pursuant to PUC Section 29142.2 (AB 1107), and estimates of certain toll bridge revenues (SHC §§ 30910 *et seq.*), in order to provide financial information to all prospective claimants to assist them in developing budgets in a timely manner; and

WHEREAS, the proposed distribution of such operating assistance funds is also shown in Attachment A; now, therefore, be it

RESOLVED, that MTC approves the area apportionments of TDA funds, and the proposed distribution of operating assistance funds for the 2021-22 fiscal year as shown in Attachment A, subject to the conditions noted therein; and, be it further

RESOLVED, that MTC intends to allocate operating assistance funds for the 2021-22 fiscal year, based on the area apportionments of TDA funds, the proposed distribution of operating assistance funds and upon the receipt of appropriate claims from eligible claimants; and, be it further

RESOLVED, that Attachment A may be revised by the MTC Executive Director or his designee to reflect funds returned to the Local Transportation Fund and expired capital allocations or by approval of the MTC Programming and Allocations Committee, except that any significant changes shall be submitted to the full Commission for approval.

METROPOLITAN TRANSPORTATION COMMISSION

Alfredo Pedroza, Chair

The above resolution was approved by the Metropolitan Transportation Commission at a regular meeting of the Commission held in San Francisco, California, and at other remote locations, on February 24, 2021.

**FY 2021-22 FUND ESTIMATE
REGIONAL SUMMARY**

Attachment A
Res No. 4450
Page 1 of 20
2/24/2021

TDA REGIONAL SUMMARY TABLE

<i>Column</i>	<i>A</i>	<i>B</i>	<i>C</i>	<i>D</i>	<i>E</i>	<i>F</i>	<i>G</i>	<i>H=Sum(A:G)</i>
	6/30/2020	FY2019-21 Outstanding Commitments, Refunds, & Interest ²	FY2020-21	FY2020-21	FY2020-21	FY2021-22	FY2021-22	FY2021-22
Apportionment Jurisdictions	Balance ¹		Original Estimate	Revenue Adjustment	Revised Admin. & Planning Charge	Revenue Estimate	Admin. & Planning Charge	Available for Allocation
Alameda	21,803,450	(73,110,634)	93,151,568	(9,144,890)	(3,360,267)	84,846,744	(3,393,870)	110,792,100
Contra Costa	27,480,405	(47,736,024)	46,139,252	421,021	(1,862,411)	45,908,428	(1,836,337)	68,514,334
Marin	254,408	(9,630,391)	14,000,000	(1,610,827)	(495,567)	12,017,498	(480,699)	14,054,422
Napa	2,566,799	(5,400,082)	9,885,444	(911,987)	(358,938)	8,979,207	(359,168)	14,401,275
San Francisco	1,706,317	(39,248,345)	53,477,500	(12,425,000)	(1,642,100)	44,562,500	(1,782,501)	44,648,370
San Mateo	4,139,323	(3,295,925)	48,558,690	(6,863,744)	(1,667,798)	42,857,457	(1,714,298)	82,013,707
Santa Clara	6,109,012	(91,678,267)	121,909,000	(188,111)	(4,868,836)	130,850,000	(5,234,000)	156,898,799
Solano	31,320,613	(18,702,053)	22,251,809	231,674	(899,339)	22,483,483	(899,338)	55,786,850
Sonoma	11,130,299	(18,514,515)	26,300,000	(500,000)	(1,032,000)	26,600,000	(1,064,000)	42,919,783
TOTAL	\$106,510,627	(\$307,316,236)	\$435,673,263	(\$30,991,863)	(\$16,187,256)	\$419,105,317	(\$16,764,211)	\$590,029,640

STA, AB 1107, BRIDGE TOLL, LOW CARBON TRANSIT OPERATIONS PROGRAM, & SGR PROGRAM REGIONAL SUMMARY TABLE

<i>Column</i>	<i>A</i>	<i>B</i>	<i>C</i>	<i>D</i>	<i>E=Sum(A:D)</i>
	6/30/2020		FY2019-21	FY2020-21	FY2021-22
Fund Source	Balance (w/ interest) ¹		Outstanding Commitments ²	Revenue Estimate	Revenue Estimate
State Transit Assistance					
Revenue-Based	20,210,979		(88,120,659)	141,760,954	147,178,092
Population-Based	64,021,806		(52,821,473)	51,806,954	53,786,663
SUBTOTAL	84,232,784		(140,942,132)	193,567,908	200,964,755
AB1107 - BART District Tax (25% Share)	0		(83,000,000)	83,000,000	83,000,000
Bridge Toll Total					
MTC 2% Toll Revenue	6,609,841		(4,790,435)	1,450,000	1,450,000
5% State General Fund Revenue	15,651,030		(2,327,829)	3,656,386	3,408,427
SUBTOTAL	22,260,871		(7,118,264)	5,106,386	4,858,427
Low Carbon Transit Operations Program	0		0	36,583,611	38,778,628
State of Good Repair Program					
Revenue-Based	416,285		(16,848,071)	31,528,098	31,477,988
Population-Based	13,345,856		(24,867,891)	11,522,035	11,503,725
SUBTOTAL	13,762,141		(41,715,962)	43,050,133	42,981,713
TOTAL	\$120,255,796		(\$272,776,358)	\$361,308,038	\$370,583,523

Please see Attachment A pages 2-20 for detailed information on each fund source.

1. Balance as of 6/30/20 is from the MTC FY2019-20 Audit, and it contains both funds available for allocation and funds that have been allocated but not disbursed.
2. The outstanding commitments figure includes all unpaid allocations as of 6/30/20, and FY2020-21 allocations as of 1/31/21.

FY 2021-22 FUND ESTIMATE
TRANSPORTATION DEVELOPMENT ACT FUNDS
ALAMEDA COUNTY

Attachment A
Res No. 4450
Page 2 of 20
2/24/2021

FY2020-21 TDA Revenue Estimate			FY2021-22 TDA Revenue Estimate		
FY2020-21 Generation Estimate Adjustment			FY2021-22 County Auditor's Generation Estimate		
1. Original County Auditor Estimate (Feb, 20)	93,151,568		13. County Auditor Estimate		84,846,744
2. Revised Revenue (Feb, 21)	84,006,678		FY2021-22 Planning and Administration Charges		
3. Revenue Adjustment (Lines 2-1)		(9,144,890)	14. MTC Administration (0.5% of Line 13)	424,234	
FY2020-21 Planning and Administration Charges Adjustment			15. County Administration (0.5% of Line 13)	424,234	
4. MTC Administration (0.5% of Line 3)	(45,724)		16. MTC Planning (3.0% of Line 13)	2,545,402	
5. County Administration (Up to 0.5% of Line 3)	(45,724)		17. Total Charges (Lines 14+15+16)		3,393,870
6. MTC Planning (3.0% of Line 3)	(274,347)		18. TDA Generations Less Charges (Lines 13-17)		81,452,874
7. Total Charges (Lines 4+5+6)		(365,795)	FY2021-22 TDA Apportionment By Article		
8. Adjusted Generations Less Charges (Lines 3-7)		(8,779,095)	19. Article 3.0 (2.0% of Line 18)	1,629,057	
FY2020-21 TDA Adjustment By Article			20. Funds Remaining (Lines 18-19)		79,823,817
9. Article 3 Adjustment (2.0% of line 8)	(175,582)		21. Article 4.5 (5.0% of Line 20)	3,991,191	
10. Funds Remaining (Lines 8-9)		(8,603,513)	22. TDA Article 4 (Lines 20-21)		75,832,626
11. Article 4.5 Adjustment (5.0% of Line 10)	(430,176)				
12. Article 4 Adjustment (Lines 10-11)		(8,173,337)			

TDA APPORTIONMENT BY JURISDICTION										
Column	A	B	C=Sum(A:B)	D	E	F	G	H=Sum(C:G)	I	J=Sum(H:I)
	6/30/2020	FY2019-20	6/30/2020	FY2019-21	FY2020-21	FY2020-21	FY2020-21	6/30/2021	FY2021-22	FY2021-22
Apportionment Jurisdictions	Balance (w/o interest)	Interest	Balance (w/ interest) ¹	Outstanding Commitments ²	Transfers/ Refunds	Original Estimate	Revenue Adjustment	Projected Carryover	Revenue Estimate	Available for Allocation
Article 3	4,586,074	142,887	4,728,960	(4,346,498)	0	1,788,510	(175,582)	1,995,390	1,629,057	3,624,447
Article 4.5	8,195	14,818	23,013	(3,280,390)	63,218	4,381,850	(430,176)	757,515	3,991,191	4,748,706
SUBTOTAL	4,594,269	157,705	4,751,974	(7,626,888)	63,218	6,170,360	(605,758)	2,752,905	5,620,248	8,373,153
Article 4										
AC Transit										
District 1	232,692	2,895	235,587	(39,194,685)	0	53,403,679	(5,242,754)	9,201,826	48,597,106	57,798,932
District 2	62,483	773	63,256	(10,401,518)	0	14,168,270	(1,390,930)	2,439,079	12,980,480	15,419,559
BART ³	430	11	441	(74,282)	0	99,042	(9,723)	15,478	89,475	104,953
LAVTA	9,118,466	194,569	9,313,035	(14,852,232)	0	11,847,775	(1,163,122)	5,145,456	10,823,468	15,968,924
Union City	7,795,110	242,155	8,037,265	(2,416,227)	793,873	3,736,380	(366,808)	9,784,482	3,342,096	13,126,578
SUBTOTAL	17,209,181	440,403	17,649,584	(66,938,944)	793,873	83,255,145	(8,173,337)	26,586,321	75,832,626	102,418,947
GRAND TOTAL	\$21,803,450	\$598,108	\$22,401,558	(\$74,565,832)	\$857,091	\$89,425,505	(\$8,779,095)	\$29,339,226	\$81,452,874	\$110,792,100

1. Balance as of 6/30/20 is from the MTC FY2019-20 Audit, and it contains both funds available for allocation and funds that have been allocated but not disbursed.
2. The outstanding commitments figure includes all unpaid allocations as of 6/30/20, and FY2020-21 allocations as of 1/31/21.
3. Details on the proposed apportionment of BART funding to local operators are shown on page 16 of the Fund Estimate.

**FY 2021-22 FUND ESTIMATE
TRANSPORTATION DEVELOPMENT ACT FUNDS
CONTRA COSTA COUNTY**

Attachment A
Res No. 4450
Page 3 of 20
2/24/2021

FY2020-21 TDA Revenue Estimate				FY2021-22 TDA Revenue Estimate			
FY2020-21 Generation Estimate Adjustment				FY2021-22 County Auditor's Generation Estimate			
1. Original County Auditor Estimate (Feb, 20)		46,139,252		13. County Auditor Estimate		45,908,428	
2. Revised Revenue (Feb, 21)		46,560,273		FY2021-22 Planning and Administration Charges			
3. Revenue Adjustment (Lines 2-1)			421,021	14. MTC Administration (0.5% of Line 13)		229,542	
FY2020-21 Planning and Administration Charges Adjustment				15. County Administration (0.5% of Line 13)		229,542	
4. MTC Administration (0.5% of Line 3)		2,105		16. MTC Planning (3.0% of Line 13)		1,377,253	
5. County Administration (Up to 0.5% of Line 3)		2,105		17. Total Charges (Lines 14+15+16)		1,836,337	
6. MTC Planning (3.0% of Line 3)		12,631		18. TDA Generations Less Charges (Lines 13-17)		44,072,091	
7. Total Charges (Lines 4+5+6)			16,841	FY2021-22 TDA Apportionment By Article			
8. Adjusted Generations Less Charges (Lines 3-7)		404,180		19. Article 3.0 (2.0% of Line 18)		881,442	
FY2020-21 TDA Adjustment By Article				20. Funds Remaining (Lines 18-19)		43,190,649	
9. Article 3 Adjustment (2.0% of line 8)		8,084		21. Article 4.5 (5.0% of Line 20)		2,159,532	
10. Funds Remaining (Lines 8-9)			396,096	22. TDA Article 4 (Lines 20-21)		41,031,117	
11. Article 4.5 Adjustment (5.0% of Line 10)		19,805					
12. Article 4 Adjustment (Lines 10-11)			376,291				

TDA APPORTIONMENT BY JURISDICTION

Column	A	B	C=Sum(A:B)	D	E	F	G	H=Sum(C:G)	I	J=Sum(H:I)
	6/30/2020	FY2019-20	6/30/2020	FY2019-21	FY2020-21	FY2020-21	FY2020-21	6/30/2021	FY2021-22	FY2021-22
Apportionment Jurisdictions	Balance (w/o interest)	Interest	Balance (w/ interest) ¹	Outstanding Commitments ²	Transfers/ Refunds	Original Estimate	Revenue Adjustment	Projected Carryover	Revenue Estimate	Available for Allocation
Article 3	1,703,472	32,868	1,736,340	(2,273,266)	0	885,874	8,084	357,032	881,442	1,238,474
Article 4.5	4,605	3,110	7,715	(1,507,102)	0	2,170,390	19,805	690,808	2,159,532	2,850,340
SUBTOTAL	1,708,077	35,978	1,744,055	(3,780,368)	0	3,056,264	27,889	1,047,840	3,040,974	4,088,814
Article 4										
AC Transit										
District 1	23,415	1,884	25,299	(4,764,837)	0	7,093,016	64,724	2,418,201	7,072,554	9,490,755
BART ³	944	75	1,019	(214,911)	0	286,548	2,615	75,271	287,090	362,361
CCCTA	17,457,869	180,299	17,638,167	(27,714,169)	4,839,209	19,415,580	177,167	14,355,954	19,194,326	33,550,280
ECCTA	4,743,089	35,506	4,778,595	(13,261,246)	0	11,970,179	109,228	3,596,756	12,032,800	15,629,556
WCCTA	3,547,012	48,951	3,595,963	(3,142,394)	0	2,472,094	22,558	2,948,221	2,444,348	5,392,569
SUBTOTAL	25,772,328	266,715	26,039,043	(49,097,557)	4,839,209	41,237,418	376,291	23,394,403	41,031,117	64,425,520
GRAND TOTAL	\$27,480,405	\$302,693	\$27,783,098	(\$52,877,926)	\$4,839,209	\$44,293,682	\$404,180	\$24,442,243	\$44,072,091	\$68,514,334

1. Balance as of 6/30/20 is from the MTC FY2019-20 Audit, and it contains both funds available for allocation and funds that have been allocated but not disbursed.
2. The outstanding commitments figure includes all unpaid allocations as of 6/30/20, and FY2020-21 allocations as of 1/31/21.
3. Details on the proposed apportionment of BART funding to local operators are shown on page 16 of the Fund Estimate.

**FY 2021-22 FUND ESTIMATE
TRANSPORTATION DEVELOPMENT ACT FUNDS
MARIN COUNTY**

Attachment A
Res No. 4450
Page 4 of 20
2/24/2021

FY2020-21 TDA Revenue Estimate			FY2021-22 TDA Revenue Estimate		
FY2020-21 Generation Estimate Adjustment			FY2021-22 County Auditor's Generation Estimate		
1. Original County Auditor Estimate (Feb, 20)	14,000,000		13. County Auditor Estimate		12,017,498
2. Revised Revenue (Feb, 21)	12,389,173		FY2021-22 Planning and Administration Charges		
3. Revenue Adjustment (Lines 2-1)		(1,610,827)	14. MTC Administration (0.5% of Line 13)	60,087	
FY2020-21 Planning and Administration Charges Adjustment			15. County Administration (0.5% of Line 13)	60,087	
4. MTC Administration (0.5% of Line 3)	(8,054)		16. MTC Planning (3.0% of Line 13)	360,525	
5. County Administration (Up to 0.5% of Line 3)	(8,054)		17. Total Charges (Lines 14+15+16)		480,699
6. MTC Planning (3.0% of Line 3)	(48,325)		18. TDA Generations Less Charges (Lines 13-17)		11,536,799
7. Total Charges (Lines 4+5+6)		(64,433)	FY2021-22 TDA Apportionment By Article		
8. Adjusted Generations Less Charges (Lines 3-7)		(1,546,394)	19. Article 3.0 (2.0% of Line 18)	230,736	
FY2020-21 TDA Adjustment By Article			20. Funds Remaining (Lines 18-19)		11,306,063
9. Article 3 Adjustment (2.0% of line 8)	(30,928)		21. Article 4.5 (5.0% of Line 20)	0	
10. Funds Remaining (Lines 8-9)		(1,515,466)	22. TDA Article 4 (Lines 20-21)		11,306,063
11. Article 4.5 Adjustment (5.0% of Line 10)	0				
12. Article 4 Adjustment (Lines 10-11)		(1,515,466)			

TDA APPORTIONMENT BY JURISDICTION										
Column	A	B	C=Sum(A:B)	D	E	F	G	H=Sum(C:G)	I	J=Sum(H:I)
	6/30/2020	FY2019-20	6/30/2020	FY2019-21	FY2020-21	FY2020-21	FY2020-21	6/30/2021	FY2021-22	FY2021-22
Apportionment Jurisdictions	Balance (w/o interest)	Interest	Balance (w/ interest) ¹	Outstanding Commitments ²	Transfers/ Refunds	Original Estimate	Revenue Adjustment	Projected Carryover	Revenue Estimate	Available for Allocation
Article 3	267,508	47,792	315,300	(469,105)	0	268,800	(30,928)	84,067	230,736	314,803
Article 4.5										
SUBTOTAL	267,508	47,792	315,300	(469,105)	0	268,800	(30,928)	84,067	230,736	314,803
Article 4/8										
GGBHTD	(7,822)	7,889	67	(5,405,195)	0	7,731,494	(889,578)	1,436,788	6,430,889	7,867,677
Marin Transit	(5,278)	5,325	46	(3,817,097)	0	5,439,706	(625,887)	996,768	4,875,174	5,871,942
SUBTOTAL	(13,100)	13,214	113	(9,222,292)	0	13,171,200	(1,515,466)	2,433,556	11,306,063	13,739,619
GRAND TOTAL	\$254,408	\$61,005	\$315,413	(\$9,691,397)	\$0	\$13,440,000	(\$1,546,394)	\$2,517,623	\$11,536,799	\$14,054,422

1. Balance as of 6/30/20 is from the MTC FY2019-20 Audit, and it contains both funds available for allocation and funds that have been allocated but not disbursed.

2. The outstanding commitments figure includes all unpaid allocations as of 6/30/20, and FY2020-21 allocations as of 1/31/21.

FY 2021-22 FUND ESTIMATE
TRANSPORTATION DEVELOPMENT ACT FUNDS
NAPA COUNTY

Attachment A
Res No. 4450
Page 5 of 20
2/24/2021

FY2020-21 TDA Revenue Estimate				FY2021-22 TDA Revenue Estimate			
FY2020-21 Generation Estimate Adjustment				FY2021-22 County Auditor's Generation Estimate			
1. Original County Auditor Estimate (Feb, 20)		9,885,444		13. County Auditor Estimate		8,979,207	
2. Revised Revenue (Feb, 21)		8,973,457		FY2021-22 Planning and Administration Charges			
3. Revenue Adjustment (Lines 2-1)			-911,987	14. MTC Administration (0.5% of Line 13)		44,896	
FY2020-21 Planning and Administration Charges Adjustment				15. County Administration (0.5% of Line 13)		44,896	
4. MTC Administration (0.5% of Line 3)		(4,560)		16. MTC Planning (3.0% of Line 13)		269,376	
5. County Administration (Up to 0.5% of Line 3)		(4,560)		17. Total Charges (Lines 14+15+16)		359,168	
6. MTC Planning (3.0% of Line 3)		(27,360)		18. TDA Generations Less Charges (Lines 13-17)		8,620,039	
7. Total Charges (Lines 4+5+6)			(36,480)	FY2021-22 TDA Apportionment By Article			
8. Adjusted Generations Less Charges (Lines 3-7)			(875,507)	19. Article 3.0 (2.0% of Line 18)		172,401	
FY2020-21 TDA Adjustment By Article				20. Funds Remaining (Lines 18-19)		8,447,638	
9. Article 3 Adjustment (2.0% of line 8)		(17,510)		21. Article 4.5 (5.0% of Line 20)		422,382	
10. Funds Remaining (Lines 8-9)			(857,997)	22. TDA Article 4 (Lines 20-21)		8,025,256	
11. Article 4.5 Adjustment (5.0% of Line 10)		(42,900)					
12. Article 4 Adjustment (Lines 10-11)			(815,097)				

TDA APPORTIONMENT BY JURISDICTION										
Column	A	B	C=Sum(A:B)	D	E	F	G	H=Sum(C:G)	I	J=Sum(H:I)
	6/30/2020	FY2019-20	6/30/2020	FY2019-21	FY2020-21	FY2020-21	FY2020-21	6/30/2021	FY2021-22	FY2021-22
Apportionment Jurisdictions	Balance (w/o interest)	Interest	Balance (w/ interest) ¹	Outstanding Commitments ²	Transfers/ Refunds	Original Estimate	Revenue Adjustment	Projected Carryover	Revenue Estimate	Available for Allocation
Article 3	249,948	8,033	257,981	(392,928)	0	189,801	(17,510)	37,344	172,401	209,745
Article 4.5	33,783	126	33,909	(382,540)	0	465,011	(42,900)	73,480	422,382	495,862
SUBTOTAL	283,731	8,159	291,891	(775,468)	0	654,812	(60,410)	110,824	594,783	705,607
Article 4/8										
NVTA ³	2,283,067	73,033	2,356,100	(7,192,201)	2,486,395	8,835,215	(815,097)	5,670,412	8,025,256	13,695,668
SUBTOTAL	2,283,067	73,033	2,356,100	(7,192,201)	2,486,395	8,835,215	(815,097)	5,670,412	8,025,256	13,695,668
GRAND TOTAL	\$2,566,799	\$81,192	\$2,647,991	(\$7,967,669)	\$2,486,395	\$9,490,027	(\$875,507)	\$5,781,236	\$8,620,039	\$14,401,275

1. Balance as of 6/30/20 is from the MTC FY2019-20 Audit, and it contains both funds available for allocation and funds that have been allocated but not disbursed.

2. The outstanding commitments figure includes all unpaid allocations as of 6/30/20, and FY2020-21 allocations as of 1/31/21.

3. NVTA is authorized to claim 100% of the apportionment to Napa County.

**FY 2021-22 FUND ESTIMATE
TRANSPORTATION DEVELOPMENT ACT FUNDS
SAN FRANCISCO COUNTY**

Attachment A
Res No. 4450
Page 6 of 20
2/24/2021

FY2020-21 TDA Revenue Estimate			FY2021-22 TDA Revenue Estimate		
FY2020-21 Generation Estimate Adjustment			FY2021-22 County Auditor's Generation Estimate		
1. Original County Auditor Estimate (Feb, 20)	53,477,500		13. County Auditor Estimate		44,562,500
2. Revised Revenue (Feb, 21)	41,052,500		FY2021-22 Planning and Administration Charges		
3. Revenue Adjustment (Lines 2-1)		(12,425,000)	14. MTC Administration (0.5% of Line 13)	222,813	
FY2020-21 Planning and Administration Charges Adjustment			15. County Administration (0.5% of Line 13)	222,813	
4. MTC Administration (0.5% of Line 3)	(62,125)		16. MTC Planning (3.0% of Line 13)	1,336,875	
5. County Administration (Up to 0.5% of Line 3)	(62,125)		17. Total Charges (Lines 14+15+16)		1,782,501
6. MTC Planning (3.0% of Line 3)	(372,750)		18. TDA Generations Less Charges (Lines 13-17)		42,779,999
7. Total Charges (Lines 4+5+6)		(497,000)	FY2021-22 TDA Apportionment By Article		
8. Adjusted Generations Less Charges (Lines 3-7)		(11,928,000)	19. Article 3.0 (2.0% of Line 18)	855,600	
FY2020-21 TDA Adjustment By Article			20. Funds Remaining (Lines 18-19)		41,924,399
9. Article 3 Adjustment (2.0% of line 8)	(238,560)		21. Article 4.5 (5.0% of Line 20)	2,096,220	
10. Funds Remaining (Lines 8-9)		(11,689,440)	22. TDA Article 4 (Lines 20-21)		39,828,179
11. Article 4.5 Adjustment (5.0% of Line 10)	(584,472)				
12. Article 4 Adjustment (Lines 10-11)		(11,104,968)			

TDA APPORTIONMENT BY JURISDICTION

Column	A	B	C=Sum(A:B)	D	E	F	G	H=Sum(C:G)	I	J=Sum(H:I)
	6/30/2020	FY2019-20	6/30/2020	FY2019-21	FY2020-21	FY2020-21	FY2020-21	6/30/2021	FY2021-22	FY2021-22
Apportionment Jurisdictions	Balance (w/o interest)	Interest	Balance (w/ interest) ¹	Outstanding Commitments ²	Transfers/ Refunds	Original Estimate	Revenue Adjustment	Projected Carryover	Revenue Estimate	Available for Allocation
Article 3	1,707,384	71,406	1,778,791	(1,599,153)	0	1,026,768	(238,560)	967,845	855,600	1,823,445
Article 4.5	(2,285)	2,285	0	0	(1,865,705)	2,515,582	(584,472)	65,405	2,096,220	2,161,625
SUBTOTAL	1,705,100	73,691	1,778,791	(1,599,153)	(1,865,705)	3,542,350	(823,032)	1,033,250	2,951,820	3,985,070
Article 4										
SFMTA	1,218	11,754	12,972	(37,734,637)	1,865,705	47,796,049	(11,104,968)	835,121	39,828,179	40,663,300
SUBTOTAL	1,218	11,754	12,972	(37,734,637)	1,865,705	47,796,049	(11,104,968)	835,121	39,828,179	40,663,300
GRAND TOTAL	\$1,706,317	\$85,445	\$1,791,763	(\$39,333,790)	\$0	\$51,338,399	(\$11,928,000)	\$1,868,371	\$42,779,999	\$44,648,370

1. Balance as of 6/30/20 is from the MTC FY2019-20 Audit, and it contains both funds available for allocation and funds that have been allocated but not disbursed.

2. The outstanding commitments figure includes all unpaid allocations as of 6/30/20, and FY2020-21 allocations as of 1/31/21.

**FY 2021-22 FUND ESTIMATE
TRANSPORTATION DEVELOPMENT ACT FUNDS
SAN MATEO COUNTY**

Attachment A
Res No. 4450
Page 7 of 20
2/24/2021

FY2020-21 TDA Revenue Estimate			FY2021-22 TDA Revenue Estimate		
FY2020-21 Generation Estimate Adjustment			FY2021-22 County Auditor's Generation Estimate		
1. Original County Auditor Estimate (Feb, 20)	48,558,690		13. County Auditor Estimate		42,857,457
2. Revised Revenue (Feb, 21)	41,694,946		FY2021-22 Planning and Administration Charges		
3. Revenue Adjustment (Lines 2-1)		(6,863,744)	14. MTC Administration (0.5% of Line 13)	214,287	
FY2020-21 Planning and Administration Charges Adjustment			15. County Administration (0.5% of Line 13)	214,287	
4. MTC Administration (0.5% of Line 3)	(34,319)		16. MTC Planning (3.0% of Line 13)	1,285,724	
5. County Administration (Up to 0.5% of Line 3)	(34,319)		17. Total Charges (Lines 14+15+16)		1,714,298
6. MTC Planning (3.0% of Line 3)	(205,912)		18. TDA Generations Less Charges (Lines 13-17)		41,143,159
7. Total Charges (Lines 4+5+6)		(274,550)	FY2021-22 TDA Apportionment By Article		
8. Adjusted Generations Less Charges (Lines 3-7)		(6,589,194)	19. Article 3.0 (2.0% of Line 18)	822,863	
FY2020-21 TDA Adjustment By Article			20. Funds Remaining (Lines 18-19)		40,320,296
9. Article 3 Adjustment (2.0% of line 8)	(131,784)		21. Article 4.5 (5.0% of Line 20)	2,016,015	
10. Funds Remaining (Lines 8-9)		(6,457,410)	22. TDA Article 4 (Lines 20-21)		38,304,281
11. Article 4.5 Adjustment (5.0% of Line 10)	(322,870)				
12. Article 4 Adjustment (Lines 10-11)		(6,134,540)			

TDA APPORTIONMENT BY JURISDICTION

Column	A	B	C=Sum(A:B)	D	E	F	G	H=Sum(C:G)	I	J=Sum(H:I)
	6/30/2020	FY2019-20	6/30/2020	FY2019-21	FY2020-21	FY2020-21	FY2020-21	6/30/2021	FY2021-22	FY2021-22
Apportionment Jurisdictions	Balance (w/o interest)	Interest	Balance (w/ interest) ¹	Outstanding Commitments ²	Transfers/ Refunds	Original Estimate	Revenue Adjustment	Projected Carryover	Revenue Estimate	Available for Allocation
Article 3	4,104,858	203,186	4,308,044	(3,635,980)	0	932,327	(131,784)	1,472,607	822,863	2,295,470
Article 4.5	1,460	7,126	8,586	0	0	2,284,201	(322,870)	1,969,917	2,016,015	3,985,932
SUBTOTAL	4,106,317	210,313	4,316,630	(3,635,980)	0	3,216,528	(454,654)	3,442,524	2,838,878	6,281,402
Article 4										
SamTrans	33,006	129,743	162,748	0	0	43,399,815	(6,134,540)	37,428,024	38,304,281	75,732,305
SUBTOTAL	33,006	129,743	162,748	0	0	43,399,815	(6,134,540)	37,428,024	38,304,281	75,732,305
GRAND TOTAL	\$4,139,323	\$340,055	\$4,479,378	(\$3,635,980)	\$0	\$46,616,343	(\$6,589,194)	\$40,870,548	\$41,143,159	\$82,013,707

1. Balance as of 6/30/20 is from the MTC FY2019-20 Audit, and it contains both funds available for allocation and funds that have been allocated but not disbursed.

2. The outstanding commitments figure includes all unpaid allocations as of 6/30/20, and FY2020-21 allocations as of 1/31/21.

**FY 2021-22 FUND ESTIMATE
TRANSPORTATION DEVELOPMENT ACT FUNDS
SANTA CLARA COUNTY**

Attachment A
Res No. 4450
Page 8 of 20
2/24/2021

FY2020-21 TDA Revenue Estimate				FY2021-22 TDA Revenue Estimate			
FY2020-21 Generation Estimate Adjustment				FY2021-22 County Auditor's Generation Estimate			
1. Original County Auditor Estimate (Feb, 20)		121,909,000		13. County Auditor Estimate		130,850,000	
2. Revised Revenue (Feb, 21)		121,720,889		FY2021-22 Planning and Administration Charges			
3. Revenue Adjustment (Lines 2-1)			(188,111)	14. MTC Administration (0.5% of Line 13)		654,250	
FY2020-21 Planning and Administration Charges Adjustment				15. County Administration (0.5% of Line 13)		654,250	
4. MTC Administration (0.5% of Line 3)		(941)		16. MTC Planning (3.0% of Line 13)		3,925,500	
5. County Administration (Up to 0.5% of Line 3)		(941)		17. Total Charges (Lines 14+15+16)		5,234,000	
6. MTC Planning (3.0% of Line 3)		(5,643)		18. TDA Generations Less Charges (Lines 13-17)		125,616,000	
7. Total Charges (Lines 4+5+6)			(7,525)	FY2021-22 TDA Apportionment By Article			
8. Adjusted Generations Less Charges (Lines 3-7)			(180,586)	19. Article 3.0 (2.0% of Line 18)		2,512,320	
FY2020-21 TDA Adjustment By Article				20. Funds Remaining (Lines 18-19)		123,103,680	
9. Article 3 Adjustment (2.0% of line 8)		(3,612)		21. Article 4.5 (5.0% of Line 20)		6,155,184	
10. Funds Remaining (Lines 8-9)			(176,974)	22. TDA Article 4 (Lines 20-21)		116,948,496	
11. Article 4.5 Adjustment (5.0% of Line 10)		(8,849)					
12. Article 4 Adjustment (Lines 10-11)			(168,125)				

TDA APPORTIONMENT BY JURISDICTION

Column	A	B	C=Sum(A:B)	D	E	F	G	H=Sum(C:G)	I	J=Sum(H:I)
	6/30/2020	FY2019-20	6/30/2020	FY2019-21	FY2020-21	FY2020-21	FY2020-21	6/30/2021	FY2021-22	FY2021-22
Apportionment Jurisdictions	Balance (w/o interest)	Interest	Balance (w/ interest) ¹	Outstanding Commitments ²	Transfers/ Refunds	Original Estimate	Revenue Adjustment	Projected Carryover	Revenue Estimate	Available for Allocation
Article 3	5,592,145	183,802	5,775,947	(5,843,080)		2,340,653	(3,612)	2,269,908	2,512,320	4,782,228
Article 4.5	25,844	0	25,844	(4,300,949)	0	5,734,599	(8,849)	1,450,645	6,155,184	7,605,829
SUBTOTAL	5,617,988	183,802	5,801,791	(10,144,029)	0	8,075,252	(12,461)	3,720,553	8,667,504	12,388,057
Article 4										
VTA	491,024	0	491,024	(81,718,041)	0	108,957,388	(168,125)	27,562,246	116,948,496	144,510,742
SUBTOTAL	491,024	0	491,024	(81,718,041)	0	108,957,388	(168,125)	27,562,246	116,948,496	144,510,742
GRAND TOTAL	\$6,109,012	\$183,802	\$6,292,815	(\$91,862,070)	\$0	\$117,032,640	(\$180,586)	\$31,282,799	\$125,616,000	\$156,898,799

1. Balance as of 6/30/20 is from the MTC FY2019-20 Audit, and it contains both funds available for allocation and funds that have been allocated but not disbursed.

2. The outstanding commitments figure includes all unpaid allocations as of 6/30/20, and FY2020-21 allocations as of 1/31/21.

FY 2021-22 FUND ESTIMATE
TRANSPORTATION DEVELOPMENT ACT FUNDS
SOLANO COUNTY

Attachment A
Res No. 4450
Page 9 of 20
2/24/2021

FY2020-21 TDA Revenue Estimate			FY2021-22 TDA Revenue Estimate		
FY2020-21 Generation Estimate Adjustment			FY2021-22 County Auditor's Generation Estimate		
1. Original County Auditor Estimate (Feb, 20)	22,251,809		13. County Auditor Estimate		22,483,483
2. Revised Revenue (Feb, 21)	22,483,483		FY2021-22 Planning and Administration Charges		
3. Revenue Adjustment (Lines 2-1)		231,674	14. MTC Administration (0.5% of Line 13)	112,417	
FY2020-21 Planning and Administration Charges Adjustment			15. County Administration (0.5% of Line 13)	112,417	
4. MTC Administration (0.5% of Line 3)	1,158		16. MTC Planning (3.0% of Line 13)	674,504	
5. County Administration (Up to 0.5% of Line 3)	1,158		17. Total Charges (Lines 14+15+16)		899,338
6. MTC Planning (3.0% of Line 3)	6,950		18. TDA Generations Less Charges (Lines 13-17)		21,584,145
7. Total Charges (Lines 4+5+6)		9,266	FY2021-22 TDA Apportionment By Article		
8. Adjusted Generations Less Charges (Lines 3-7)		222,408	19. Article 3.0 (2.0% of Line 18)	431,683	
FY2020-21 TDA Adjustment By Article			20. Funds Remaining (Lines 18-19)		21,152,462
9. Article 3 Adjustment (2.0% of line 8)	4,448		21. Article 4.5 (5.0% of Line 20)	0	
10. Funds Remaining (Lines 8-9)		217,960	22. TDA Article 4 (Lines 20-21)		21,152,462
11. Article 4.5 Adjustment (5.0% of Line 10)	0				
12. Article 4 Adjustment (Lines 10-11)		217,960			

TDA APPORTIONMENT BY JURISDICTION										
Column	A	B	C=Sum(A:B)	D	E	F	G	H=Sum(C:G)	I	J=Sum(H:I)
	6/30/2020	FY2019-20	6/30/2020	FY2019-21	FY2020-21	FY2020-21	FY2020-21	6/30/2021	FY2021-22	FY2021-22
Apportionment Jurisdictions	Balance (w/o interest)	Interest	Balance (w/ interest) ¹	Outstanding Commitments ²	Transfers/ Refunds	Original Estimate	Revenue Adjustment	Projected Carryover	Revenue Estimate	Available for Allocation
Article 3	1,251,791	25,097	1,276,888	(1,224,283)	0	427,235	4,448	484,288	431,683	915,971
Article 4.5										
SUBTOTAL	1,251,791	25,097	1,276,888	(1,224,283)	0	427,235	4,448	484,288	431,683	915,971
Article 4/8										
Dixon	1,120,732	24,501	1,145,234	(982,748)	0	938,978	9,776	1,111,240	959,641	2,070,881
Fairfield	5,266,879	104,099	5,370,978	(4,655,294)	0	5,557,256	57,859	6,330,799	5,620,857	11,951,656
Rio Vista	641,837	15,233	657,070	(384,638)	0	446,672	4,651	723,754	479,869	1,203,623
Solano County	2,493,104	37,449	2,530,553	(1,007,503)	0	928,826	9,670	2,461,546	916,397	3,377,943
Suisun City	5,473	1,632	7,105	(1,115,374)	0	1,396,892	14,544	303,167	1,399,148	1,702,315
Vacaville	10,837,671	213,369	11,051,040	(4,248,078)	0	4,687,157	48,800	11,538,919	4,749,915	16,288,834
Vallejo/Benicia	9,703,126	164,553	9,867,679	(5,670,067)	0	6,978,721	72,659	11,248,992	7,026,636	18,275,628
SUBTOTAL	30,068,822	560,835	30,629,658	(18,063,702)	0	20,934,502	217,960	33,718,417	21,152,462	54,870,879
GRAND TOTAL	\$31,320,613	\$585,932	\$31,906,546	(\$19,287,986)	\$0	\$21,361,737	\$222,408	\$34,202,705	\$21,584,145	\$55,786,850

1. Balance as of 6/30/20 is from the MTC FY2019-20 Audit, and it contains both funds available for allocation and funds that have been allocated but not disbursed.
2. The outstanding commitments figure includes all unpaid allocations as of 6/30/20, and FY2020-21 allocations as of 1/31/21.
3. Where applicable by local agreement, contributions from each jurisdiction will be made to support the Intercity Transit Funding Agreement.

FY 2021-22 FUND ESTIMATE
TRANSPORTATION DEVELOPMENT ACT FUNDS
SONOMA COUNTY

Attachment A
Res No. 4450
Page 10 of 20
2/24/2021

FY2020-21 TDA Revenue Estimate			FY2021-22 TDA Revenue Estimate		
FY2020-21 Generation Estimate Adjustment			FY2021-22 County Auditor's Generation Estimate		
1. Original County Auditor Estimate (Feb, 20)	26,300,000		13. County Auditor Estimate		26,600,000
2. Revised Revenue (Feb, 21)	25,800,000		FY2021-22 Planning and Administration Charges		
3. Revenue Adjustment (Lines 2-1)		(500,000)	14. MTC Administration (0.5% of Line 13)	133,000	
FY2020-21 Planning and Administration Charges Adjustment			15. County Administration (0.5% of Line 13)	133,000	
4. MTC Administration (0.5% of Line 3)	(2,500)		16. MTC Planning (3.0% of Line 13)	798,000	
5. County Administration (Up to 0.5% of Line 3)	(2,500)		17. Total Charges (Lines 14+15+16)		1,064,000
6. MTC Planning (3.0% of Line 3)	(15,000)		18. TDA Generations Less Charges (Lines 13-17)		25,536,000
7. Total Charges (Lines 4+5+6)		(20,000)	FY2021-22 TDA Apportionment By Article		
8. Adjusted Generations Less Charges (Lines 3-7)		(480,000)	19. Article 3.0 (2.0% of Line 18)	510,720	
FY2020-21 TDA Adjustment By Article			20. Funds Remaining (Lines 18-19)		25,025,280
9. Article 3 Adjustment (2.0% of line 8)	(9,600)		21. Article 4.5 (5.0% of Line 20)	0	
10. Funds Remaining (Lines 8-9)		(470,400)	22. TDA Article 4 (Lines 20-21)		25,025,280
11. Article 4.5 Adjustment (5.0% of Line 10)	0				
12. Article 4 Adjustment (Lines 10-11)		(470,400)			

TDA APPORTIONMENT BY JURISDICTION										
Column	A	B	C=Sum(A:B)	D	E	F	G	H=Sum(C:G)	I	J=Sum(H:I)
	6/30/2020	FY2019-20	6/30/2020	FY2019-21	FY2020-21	FY2020-21	FY2020-21	6/30/2021	FY2021-22	FY2021-22
Apportionment Jurisdictions	Balance (w/o interest)	Interest	Balance (w/ interest) ¹	Outstanding Commitments ²	Transfers/ Refunds	Original Estimate	Revenue Adjustment	Projected Carryover	Revenue Estimate	Available for Allocation
Article 3	2,232,541	56,846	2,289,387	(2,024,177)	0	504,960	(9,600)	760,570	510,720	1,271,290
Article 4.5										
SUBTOTAL	2,232,541	56,846	2,289,387	(2,024,177)	0	504,960	(9,600)	760,570	510,720	1,271,290
Article 4/8										
GGBHTD ³	13,140	11,449	24,588	(4,547,306)	0	6,185,760	(117,600)	1,545,442	6,216,280	7,761,722
Petaluma	1,436,464	36,409	1,472,872	(1,757,888)	0	2,182,336	(41,489)	1,855,831	1,951,972	3,807,803
Santa Rosa	2,062,512	58,374	2,120,886	(5,206,479)	3,615,414	6,509,894	(123,762)	6,915,952	6,764,333	13,680,285
Sonoma County	5,385,643	91,274	5,476,917	(8,848,430)	0	9,865,050	(187,548)	6,305,988	10,092,695	16,398,683
SUBTOTAL	8,897,758	197,505	9,095,263	(20,360,103)	3,615,414	24,743,040	(470,400)	16,623,213	25,025,280	41,648,493
GRAND TOTAL	\$11,130,299	\$254,352	\$11,384,651	(\$22,384,280)	\$3,615,414	\$25,248,000	(\$480,000)	\$17,383,783	\$25,536,000	\$42,919,783

1. Balance as of 6/30/20 is from the MTC FY2019-20 Audit, and it contains both funds available for allocation and funds that have been allocated but not disbursed.
2. The outstanding commitments figure includes all unpaid allocations as of 6/30/20, and FY2020-21 allocations as of 1/31/21.
3. Apportionment to GGBHTD is based on the Sonoma County Transportation Authority's coordinated TDA claim.

**FY 2021-22 FUND ESTIMATE
STATE TRANSIT ASSISTANCE
REVENUE-BASED FUNDS (PUC 99314)**

Attachment A
Res No. 4450
Page 11 of 20
2/24/2021

FY2020-21 STA Revenue Estimate		FY2021-22 STA Revenue Estimate				
1. State Estimate (Jan, 21) ³	\$141,760,954	4. Projected Carryover (Aug, 21)	\$73,851,274			
2. Actual Revenue (Aug, 21)		5. State Estimate (Jan, 21)	\$147,178,092			
3. Revenue Adjustment (Lines 2-1)		6. Total Funds Available (Lines 4+5)	\$221,029,366			
STA REVENUE-BASED APPORTIONMENT BY OPERATOR						
Column	A	B	C	D=Sum(A:C)	E	F=Sum(D:E)
	6/30/2020	FY2019-21	FY2020-21	6/30/2021	FY2021-22	Total
Apportionment Jurisdictions	Balance (w/interest) ¹	Outstanding Commitments ²	Revenue Estimate ³	Projected Carryover ⁴	Revenue Estimate ⁵	Available For Allocation
ACCMA - Corresponding to ACE	4,010	(46,019)	206,919	164,909	214,825	379,734
Caltrain	4,441,267	(4,477,945)	6,719,312	6,682,634	6,976,079	13,658,713
CCCTA	126,728	(469,029)	589,093	246,792	611,603	858,395
City of Dixon	32,178	0	5,752	37,930	5,972	43,902
ECCTA	41,264	(263,735)	284,818	62,347	295,701	358,048
City of Fairfield	56	(81,165)	104,530	23,421	108,524	131,945
GGBHTD	476	(5,072,785)	6,447,465	1,375,155	6,693,843	8,068,998
LAVTA	344,011	(207,720)	282,573	418,864	293,372	712,236
Marin Transit	1,976,465	(853,985)	1,101,892	2,224,372	1,143,998	3,368,370
NVTA	3,252	(68,897)	79,998	14,353	83,055	97,408
City of Petaluma	68,009	(93,598)	34,324	8,735	35,635	44,370
City of Rio Vista	11,936	0	1,829	13,765	1,899	15,664
SamTrans	1,030,437	(801,824)	6,739,032	6,967,645	6,996,552	13,964,197
SMART	7,315	(1,089,118)	1,392,969	311,166	1,446,198	1,757,364
City of Santa Rosa	82	(90,179)	115,338	25,241	119,746	144,987
Solano County Transit	9	(209,047)	245,683	36,645	255,071	291,716
Sonoma County Transit	13,205	(134,069)	160,668	39,804	166,808	206,612
City of Union City	18	(67,898)	87,286	19,406	90,622	110,028
Vacaville City Coach	76,620	0	18,708	95,328	19,423	114,751
VTA	1,009	(13,808,720)	20,425,298	6,617,588	21,205,814	27,823,402
VTA - Corresponding to ACE	70	(128,668)	119,376	(9,222)	123,938	114,716
WCCTA	109,334	(401,452)	373,624	81,507	387,902	469,409
WETA	11,908,854	0	1,832,241	13,741,095	1,902,258	15,643,353
SUBTOTAL	20,196,604	(28,365,853)	47,368,728	39,199,480	49,178,838	88,378,318
AC Transit	6,082	(14,412,123)	18,019,400	3,613,359	18,707,978	22,321,337
BART	8,259	(7,694,625)	28,236,423	20,550,057	29,315,427	49,865,484
SFMTA	33	(37,648,058)	48,136,403	10,488,378	49,975,849	60,464,227
SUBTOTAL	14,375	(59,754,806)	94,392,226	34,651,794	97,999,254	132,651,048
GRAND TOTAL	\$20,210,979	(\$88,120,659)	\$141,760,954	\$73,851,274	\$147,178,092	\$221,029,366

1. Balance as of 6/30/20 is from the MTC FY2019-20 Audit, and it contains both funds available for allocation and funds that have been allocated but not disbursed.

2. The outstanding commitments figure includes all unpaid allocations as of 6/30/20, and FY 2020-21 allocations as of 1/31/21.

3. FY 2020-21 STA revenue generation is based on revised estimates from the Governor's proposed budget in January 2021. These revised estimates for FY 2020-21 reflect the stronger performance of diesel sales tax revenues than were originally expected when the FY 2020-21 state budget was adopted in June 2020.

4. Projected carryover as of 6/30/21 does not include interest accrued in FY2020-21.

5. FY2021-22 STA revenue generation based on January 28, 2021 State Controller's Office (SCO) forecast.

**FY 2021-22 FUND ESTIMATE
STATE TRANSIT ASSISTANCE
POPULATION-BASED FUNDS (PUC 99313) - THROUGH FY 2017-18**

Attachment A
Res No. 4450
Page 12 of 20
2/24/2021

STA POPULATION-BASED APPORTIONMENT BY JURISDICTION & OPERATOR						
<i>Column</i>	<i>A</i>	<i>B</i>	<i>C</i>	<i>D=Sum(A:C)</i>	<i>E</i>	<i>F=Sum(D:E)</i>
	6/30/2019	FY2018-20	FY2019-20	6/30/2020	FY2020-21	Total
Apportionment Jurisdictions	Balance	Outstanding	Revenue	Projected	Revenue	Available For
	(w/interest) ¹	Commitments ²	Estimate ⁴	Carryover ³	Estimate ⁴	Allocation
Northern Counties/Small Operators⁵						
Marin	3,306	0	0	3,306	0	3,306
Napa	1,785	0	0	1,785	0	1,785
Solano/Vallejo	1,758,289	(629,748)	0	1,128,541	0	1,128,541
Sonoma	9,872	0	0	9,872	0	9,872
CCCTA	16	0	0	16	0	16
ECCTA	2,787	0	0	2,787	0	2,787
LAVTA	2,839	0	0	2,839	0	2,839
Union City	2,983	0	0	2,983	0	2,983
WCCTA	835	0	0	835	0	835
SUBTOTAL	1,782,713	(629,748)	0	1,152,964	0	1,152,964
Regional Paratransit⁵						
Alameda	3,552	0	0	3,552	0	3,552
Contra Costa	1,715	0	0	1,715	0	1,715
Marin	412	0	0	412	0	412
Napa	380	0	0	380	0	380
San Francisco	2,713	0	0	2,713	0	2,713
San Mateo	3,369	0	0	3,369	0	3,369
Santa Clara	528	0	0	528	0	528
Solano	134,147	88,020	0	222,167	0	222,167
Sonoma	2,098	0	0	2,098	0	2,098
SUBTOTAL	148,915	88,020	0	236,934	0	236,934
Lifeline⁵						
Alameda	1,129,802	(1,003,205)	0	126,597	0	126,597
Contra Costa	333,684	(276,200)	0	57,484	0	57,484
Marin	40,935	(25,837)	0	15,098	0	15,098
Napa	341,774	(324,324)	0	17,450	0	17,450
San Francisco	271,018	(45,000)	0	226,018	0	226,018
San Mateo	503,035	0	0	503,035	0	503,035
Santa Clara	7,820,548	(7,083,653)	0	736,895	0	736,895
Solano	127,365	22,532	0	149,897	0	149,897
Sonoma	37,447	0	0	37,447	0	37,447
JARC Funding Restoration	400,668	(340,668)	0	60,000	0	60,000
Participatory Budgeting Pilot	1,032,650	(200,000)	0	832,650	0	832,650
SUBTOTAL	12,038,925	(9,276,355)	0	2,762,571	0	2,762,571
MTC Regional Coordination Program⁶		0	0	0	0	0
BART to Warm Springs	0	0	0	0	0	0
SamTrans	42,420	0	0	42,420	0	42,420
GRAND TOTAL	\$14,012,974	(\$9,818,083)	\$0	\$4,194,889	\$0	\$4,194,889

1. Balance as of 6/30/20 is from the MTC FY2019-20 Audit, and it contains both funds available for allocation and funds that have been allocated but not disbursed.

2. The outstanding commitments figure includes all unpaid allocations as of 6/30/20, and FY2020-21 allocations as of 1/31/21.

3. The projected carryover as of 6/30/2021 does not include interest accrued in FY 2020-21.

4. FY 2018-19 - FY 2021-22 revenue is distributed through MTC Resolution 4321, adopted in February 2018. See following page for details.

5. The February 2021 version of the FY21-22 Fund Estimate is the last occasion that the MTC Resolution 3837 Population-based Program will appear in the Fund Estimate. All remaining balances for the Northern Counties/Small Operators and Regional Paratransit programs will be transferred to the appropriate STA County Block Grant fund established by MTC Resolution 4321.

6. See Regional Program on following page for details from FY 2018-19 onwards.

**FY 2021-22 FUND ESTIMATE
STATE TRANSIT ASSISTANCE
POPULATION-BASED FUNDS (PUC 99313) - FY 2018-19 ONWARDS**

Attachment A
Res No. 4450
Page 13 of 20
2/24/2021

FY2020-21 STA Revenue Estimate			FY2021-22 STA Revenue Estimate			
1. State Estimate (Jan, 21) ³		\$51,806,954	4. Projected Carryover (Aug, 21)		\$58,812,396	
2. Actual Revenue (Aug, 21)			5. State Estimate ⁴ (Jan, 21)		\$53,786,663	
3. Revenue Adjustment (Lines 2-1)			6. Total Funds Available (Lines 4+5)		\$112,599,059	
STA POPULATION-BASED COUNTY BLOCK GRANT AND REGIONAL PROGRAM APPORTIONMENT						
Column	A	C	D	E=Sum(A:D)	F	G=Sum(E:F)
	6/30/2020	FY2020-21	FY2020-21	6/30/2021	FY2021-22	Total
Apportionment Jurisdictions	Balance (w/interest) ¹	Outstanding Commitments ²	Revenue Estimate ³	Projected Carryover ⁴	Revenue Estimate ⁵	Available For Allocation
County Block Grant ⁶						
Alameda	1	(5,012,228)	6,410,580	1,398,353	6,630,338	8,028,691
Contra Costa	1	(6,289,709)	8,044,464	1,754,756	8,320,233	10,074,989
Marin	2	(1,617,864)	2,069,435	451,573	2,140,377	2,591,950
Napa	84	(985,275)	1,265,878	280,686	1,309,273	1,589,959
San Francisco	3,179,433	(4,713,712)	3,066,371	1,532,092	3,171,488	4,703,580
San Mateo	3,266,259	0	1,835,916	5,102,174	1,898,852	7,001,026
Santa Clara	222	(3,977,636)	5,110,451	1,133,036	5,285,640	6,418,676
Solano	6,283,432	(4,677,833)	3,808,525	5,414,125	3,939,084	9,353,209
Sonoma	3	(3,618,227)	4,653,249	1,035,025	4,812,765	5,847,790
SUBTOTAL	12,729,436	(30,892,484)	36,264,868	18,101,820	37,508,049	55,609,869
Regional Program	16,410,656	(3,504,812)	7,542,086	20,447,930	8,074,878	28,522,808
Means-Based Transit Fare Program	20,072,476	(8,606,095)	8,000,000	19,466,382	8,000,000	27,466,382
Transit Emergency Service Contingency Fund ⁷	796,264	0	0	796,264	203,736	1,000,000
GRAND TOTAL	\$50,008,832	(\$43,003,391)	\$51,806,954	\$58,812,396	\$53,786,663	\$112,599,059

1. Balance as of 6/30/20 is from the MTC FY2019-20 Audit, and it contains both funds available for allocation and funds that have been allocated but not disbursed.

2. The outstanding commitments figure includes all unpaid allocations as of 6/30/20, and FY2020-21 allocations as of 1/31/21.

3. FY 2020-21 STA revenue generation is based on revised estimates from the Governor's proposed budget in January 2021. These revised estimates for FY 2020-21 reflect the stronger performance of diesel sales tax revenues than were originally expected when the FY 2020-21 state budget was adopted in June 2020.

4. The projected carryover as of 6/30/2021 does not include interest accrued in FY 2020-21.

5. FY2021-22 STA revenue generation based on January 28, 2021 State Controller's Office (SCO) forecast.

6. County Block Grant adopted through MTC Resolution 4321 in February 2018.

7. Funds for the Transit Emergency Service Contingency Fund are taken "off the top" from the STA Population-Based program.

**FY 2021-22 FUND ESTIMATE
BRIDGE TOLLS¹**

Attachment A
Res No. 4450
Page 14 of 20
2/24/2021

BRIDGE TOLL APPORTIONMENT BY CATEGORY

<i>Column</i>	<i>A</i>	<i>B</i>	<i>C</i>	<i>D=Sum(A:C)</i>	<i>E</i>	<i>F=D+E</i>
	6/30/2020	FY2019-21	FY2020-21	6/30/2021	FY2021-22	Total
Fund Source	Balance ²	Outstanding Commitments ³	Programming Amount ⁴	Projected Carryover	Programming Amount ⁴	Available for Allocation
MTC 2% Toll Revenues						
Ferry Capital	6,032,793	(4,218,443)	1,000,000	2,814,350	1,000,000	3,814,350
Bay Trail	0	(450,000)	450,000	0	450,000	450,000
Studies	577,048	(121,992)	0	455,056	0	455,056
SUBTOTAL	6,609,841	(4,790,435)	1,450,000	3,269,406	1,450,000	4,719,406
5% State General Fund Revenues						
Ferry	15,541,375	(1,936,468)	3,374,680	16,979,587	3,126,721	20,106,308
Bay Trail	109,655	(391,361)	281,706	0	281,706	281,706
SUBTOTAL	15,651,030	(2,327,829)	3,656,386	16,979,587	3,408,427	20,388,014

1. BATA Resolution 93 and MTC Resolution 3948 required BATA to make a payment to MTC equal to the estimated present value of specified fund transfers for the next 50 years (FY2010-11 through FY2059-60) and relieved BATA from making those fund transfers for that 50 year period. The MTC 2% Toll Revenues listed above, commencing in FY2010-11, are funded from this payment.
2. Balance as of 6/30/20 is from the MTC FY2019-20 Audit, and it contains both funds available for allocation and funds that have been allocated but not disbursed.
3. The outstanding commitments figure includes all unpaid allocations as of 6/30/20, and FY2020-21 allocations as of 1/31/21.
4. MTC Resolution 4015 states that annual funding levels are established and adjusted through the fund estimate for 2%, and 5% bridge toll revenues.

FY 2021-22 FUND ESTIMATE
AB1107 FUNDS
AB1107 IS TWENTY-FIVE PERCENT OF THE ONE-HALF CENT BART DISTRICT SALES TAX

Attachment A
Res No. 4450
Page 15 of 20
2/24/2021

FY2020-21 AB1107 Revenue Estimate		FY2021-22 AB1107 Estimate	
1. Original MTC Estimate (Feb, 20)	\$93,500,000	4. Projected Carryover (Jun, 21)	\$0
2. Revised Estimate (Feb, 21)	\$83,000,000	5. MTC Estimate (Feb, 21)	\$83,000,000
3. Revenue Adjustment (Lines 2-1)	(\$10,500,000)	6. Total Funds Available (Lines 4+5)	\$83,000,000

AB1107 APPORTIONMENT BY OPERATOR

Column	A	B	C=Sum(A:B)	D	E	F	G=Sum(A:F)	H	I=Sum(G:H)
	6/30/2020	FY2019-20	6/30/2020	FY2019-21	FY2020-21	FY2020-21	6/30/2021	FY2021-22	FY2021-22
Apportionment Jurisdictions	Balance (w/o interest)	Interest	Balance (w/ interest) ¹	Outstanding Commitments ²	Original Estimate	Revenue Adjustment	Projected Carryover	Revenue Estimate	Available for Allocation
AC Transit	0	0	0	(41,500,000)	46,750,000	(5,250,000)	0	41,500,000	41,500,000
SFMTA	0	0	0	(41,500,000)	46,750,000	(5,250,000)	0	41,500,000	41,500,000
TOTAL	\$0	\$0	\$0	(\$83,000,000)	\$93,500,000	(\$10,500,000)	\$0	\$83,000,000	\$83,000,000

1. Balance as of 6/30/20 is from the MTC FY2019-20 Audit, and it contains both funds available for allocation and funds that have been allocated but not disbursed.

2. The outstanding commitments figure includes all unpaid allocations as of 6/30/20, and FY2020-21 allocations as of 1/31/21.

**FY 2021-22 FUND ESTIMATE
TDA & STA FUND SUBAPPORTIONMENT FOR ALAMEDA & CONTRA COSTA COUNTIES
& IMPLEMENTATION OF OPERATOR AGREEMENTS**

Attachment A
Res No. 4450
Page 16 of 20
2/24/2021

ARTICLE 4.5 SUBAPPORTIONMENT				
Apportionment Jurisdictions	Alameda Article 4.5		Contra Costa Article 4.5	
Total Available	\$4,748,706		\$2,850,340	
AC Transit	\$4,338,169		\$864,982	
LAVTA	\$159,119			
Pleasanton	\$85,509			
Union City	\$165,908			
CCCTA			\$1,211,358	
ECCTA			\$593,913	
WCCTA			\$180,087	
IMPLEMENTATION OF OPERATOR AGREEMENTS				
Apportionment of BART Funds to Implement Transit Coordination Program				
Apportionment Jurisdictions	Total Available Funds (TDA and STA) FY 2021-22			
CCCTA	\$891,994			
LAVTA	\$766,085			
ECCTA	\$2,899,892			
WCCTA	\$3,100,166			
Fund Source	Apportionment Jurisdictions	Claimant	Amount ¹	Program
Total Available BART STA Revenue-Based Funds ²			\$49,865,484	
STA Revenue-Based	BART	CCCTA	(891,994)	BART Feeder Bus
STA Revenue-Based	BART	LAVTA	(661,131)	BART Feeder Bus
STA Revenue-Based	BART	ECCTA	(2,899,892)	BART Feeder Bus
STA Revenue-Based	BART	WCCTA	(2,737,806)	BART Feeder Bus
Total Payment			(7,190,823)	
Remaining BART STA Revenue-Based Funds			\$42,674,661	
Total Available BART TDA Article 4 Funds			\$467,314	
TDA Article 4	BART-Alameda	LAVTA	(104,953)	BART Feeder Bus
TDA Article 4	BART-Contra Costa	WCCTA	(362,361)	BART Feeder Bus
Total Payment			(467,314)	
Remaining BART TDA Article 4 Funds			\$0	
Total Available SamTrans STA Revenue-Based Funds			\$13,964,197	
STA Revenue-Based	SamTrans	BART	(801,024)	SFO Operating Expense
Total Payment			(801,024)	
Remaining SamTrans STA Revenue-Based Funds			\$13,163,173	
Total Available Union City TDA Article 4 Funds			\$13,126,578	
TDA Article 4	Union City	AC Transit	(116,699)	Union City service
Total Payment			(116,699)	
Remaining Union City TDA Article 4 Funds			\$13,009,879	

1. Amounts assigned to the claimants in this page will reduce the funds available for allocation in the corresponding apportionment jurisdictions by the same amounts.

2. As of February 2021 discussions are ongoing between BART, MTC, and the four East Bay bus operators shown here regarding possible changes to the operator agreements which govern these payments. Should any changes be proposed staff will return to the MTC Programming and Allocations Committee to provide an update.

**FY 2021-22 FUND ESTIMATE
STA SPILLOVER FUNDING AGREEMENT PER RESOLUTION 3814**

*Attachment A
Res No. 4450
Page 17 of 20
2/24/2021*

PROPOSITION 1B TRANSIT FUNDING PROGRAM -- POPULATION BASED SPILLOVER DISTRIBUTION

Apportionment Category	MTC Resolution 3814	%	FY 2007-08	FY2009-20	MTC Res-3833	MTC Res-3925	FY2021-22
	Spillover Payment Schedule		Spillover Distribution	Spillover Distribution	(RM 1 Funding)	(STP/CMAQ Funding)	Remaining
Lifeline	10,000,000	16%	1,028,413	0	0	8,971,587	0
Small Operators / North Counties	3,000,000	5%	308,524	0	0	2,691,476	0
BART to Warm Springs	3,000,000	5%	308,524	0	0	0	0
eBART	3,000,000	5%	327,726	0	2,672,274	0	0
SamTrans	43,000,000	69%	4,422,174	0	0	19,288,913	19,288,913
TOTAL	\$62,000,000	100%	\$6,395,361	\$0	\$0	\$30,951,976	\$19,288,914

FY 2021-22 FUND ESTIMATE
CAP AND TRADE LOW CARBON TRANSIT OPERATIONS PROGRAM (LCTOP)

Attachment A
Res No. 4450
Page 18 of 20
2/24/2021

FY2020-21 LCTOP Revenue Estimate¹		FY2021-22 LCTOP Revenue Estimate²	
1. Estimated Statewide Appropriation (Jan, 21)	\$100,000,000	5. Estimated Statewide Appropriation (Jan, 21)	\$106,000,000
2. MTC Region Revenue-Based Funding	\$26,792,290	6. Estimated MTC Region Revenue-Based Funding	\$28,399,828
3. MTC Region Population-Based Funding	\$9,791,321	7. Estimated MTC Region Population-Based Funding	\$10,378,800
4. Total MTC Region Funds	\$36,583,611	8. Estimated Total MTC Region Funds	\$38,778,628

1. The FY 2020-21 LCTOP revenue generation is based on the \$100 million revised estimate included in the FY 2021-22 Proposed State Budget.

2. The FY 2021-22 LCTOP revenue generation is based on the \$106 million estimated in the FY 2021-22 Proposed State Budget.

**FY 2021-22 FUND ESTIMATE
STATE OF GOOD REPAIR (SGR) PROGRAM
REVENUE-BASED FUNDS**

Attachment A
Res No. 4402
Page 19 of 20
2/26/2020

FY2020-21 SGR Revenue-Based Revenue Estimate		FY2021-22 SGR Revenue-Based Revenue Estimate	
1. State Estimate (Aug, 20)	\$31,528,098	4. Projected Carryover (Aug, 21)	\$15,096,312
2. Actual Revenue (Aug, 21)		5. State Estimate (Jan, 21)	\$31,477,988
3. Revenue Adjustment (Lines 2-1)	\$0	6. Total Funds Available (Lines 4+5)	\$46,574,300

STATE OF GOOD REPAIR PROGRAM REVENUE-BASED APPORTIONMENT BY OPERATOR						
Column	A	B	C	D=Sum(A:C)	E	F=Sum(D:E)
	6/30/2020	FY2019-21	FY2020-21	6/30/2021	FY2021-22	Total
Apportionment Jurisdictions	Balance (w/interest)	Outstanding Commitments	Revenue Estimate ¹	Projected Carryover	Revenue Estimate ²	Available For Allocation
ACCMA - Corresponding to ACE	650	(650)	46,019	46,019	45,946	91,965
Caltrain	18,963	(1,513,360)	1,494,397	0	1,492,021	1,492,021
CCCTA	1,766	(132,782)	131,016	0	130,808	130,808
City of Dixon	0	(1,279)	1,279	0	1,277	1,277
ECCTA	932	(64,276)	63,344	0	63,244	63,244
City of Fairfield	372	(23,620)	23,248	0	23,211	23,211
GGBHTD	19,098	(1,453,035)	1,433,937	0	1,431,657	1,431,657
LAVTA	790	(63,635)	62,845	0	62,746	62,746
Marin Transit	3,721	(248,785)	245,064	0	244,675	244,675
NVTA	266	(18,058)	17,792	0	17,763	17,763
City of Petaluma	111	(7,745)	7,634	0	7,622	7,622
City of Rio Vista	0	(407)	407	0	406	406
SamTrans	18,168	(1,516,951)	1,498,783	0	1,496,400	1,496,400
SMART	3,793	(313,594)	309,801	0	309,308	309,308
City of Santa Rosa	363	(26,015)	25,652	0	25,611	25,611
Solano County Transit	788	(55,429)	54,641	0	54,554	54,554
Sonoma County Transit	507	(36,240)	35,733	0	35,676	35,676
City of Union City	268	(19,681)	19,413	0	19,382	19,382
Vacaville City Coach	0	(4,161)	4,161	0	4,154	4,154
VT A	52,038	(4,594,691)	4,542,653	0	4,535,433	4,535,433
VT A - Corresponding to ACE	416	(26,966)	26,550	0	26,508	26,508
WCCTA	1,134	(84,229)	83,095	0	82,963	82,963
WETA	5,180	(412,676)	407,496	0	406,849	406,849
SUBTOTAL	129,325	(10,618,266)	10,534,959	46,019	10,518,214	10,564,233
AC Transit	53,066	(1,333,366)	4,007,573	2,727,273	4,001,204	6,728,477
BART	91,021	(1,333,366)	6,279,872	5,037,527	6,269,892	11,307,419
SFMTA	142,873	(3,563,073)	10,705,693	7,285,493	10,688,678	17,974,171
SUBTOTAL	286,960	(6,229,805)	20,993,139	15,050,293	20,959,774	36,010,067
GRAND TOTAL	\$416,285	(\$16,848,071)	\$31,528,098	\$15,096,312	\$31,477,988	\$46,574,300

1. FY2020-21 State of Good Repair Program revenue generation is based on August 1, 2020 estimates from the State Controller's Office (SCO).

2. FY2021-22 State of Good Repair Program revenue generation is based on January 29, 2021 estimates from the State Controller's Office (SCO).

**FY 2021-22 FUND ESTIMATE
STATE OF GOOD REPAIR (SGR) PROGRAM
POPULATION-BASED FUNDS**

Attachment A
Res No. 4450
Page 20 of 20
2/24/2021

FY2020-21 SGR Population-Based Revenue Estimate		FY2021-22 SGR Population-Based Revenue Estimate				
1. State Estimate (Aug, 20)	\$11,522,035	4. Projected Carryover (Aug, 21)	\$0			
2. Actual Revenue (Aug, 21)		5. State Estimate (Jan, 21)	\$11,503,725			
3. Revenue Adjustment (Lines 2-1)		6. Total Funds Available (Lines 4+5)	\$11,503,725			
SGR PROGRAM POPULATION-BASED APPORTIONMENT						
Column	A	B	C	D=Sum(A:C)	E	F=Sum(D:E)
	6/30/2020	FY2019-21	FY2020-21	6/30/2021	FY2021-22	Total
Apportionment	Balance (w/interest)	Outstanding Commitments	Revenue Estimate ¹	Projected Carryover	Revenue Estimate ²	Available For Allocation
Clipper®/Clipper® 2.0 ³	13,345,856	(24,867,891)	11,522,035	0	11,503,725	11,503,725
GRAND TOTAL	\$13,345,856	(\$24,867,891)	\$11,522,035	\$0	\$11,503,725	\$11,503,725

1. FY2020-21 State of Good Repair Program revenue generation is based on August 1, 2020 estimates from the State Controller's Office (SCO).

2. FY2021-22 State of Good Repair Program revenue generation is based on January 28, 2021 estimates from the State Controller's Office (SCO).

3. State of Good Repair Program funds are shown here according to the policy in MTC Resolution 4321.



Photo: SFMTA, Jeremy Menzies




FY 2021-22 Fund Estimate

Programming and Allocations Committee
February 10, 2021

Agenda Item 3d

MTC's Fund Estimate

- State law requires MTC to complete a Fund Estimate by March 1st annually
- Assists transit operators in budgeting
- Approx. 40% of Bay Area transit operating revenues are based on sales taxes
- As expected, caution is warranted in budgeting for FY 2021-22 given uncertainties around the ongoing impacts of COVID-19 on public transit
- **FY 2021-22 Fund Estimate will program approx. \$790 million, mostly for transit operations**

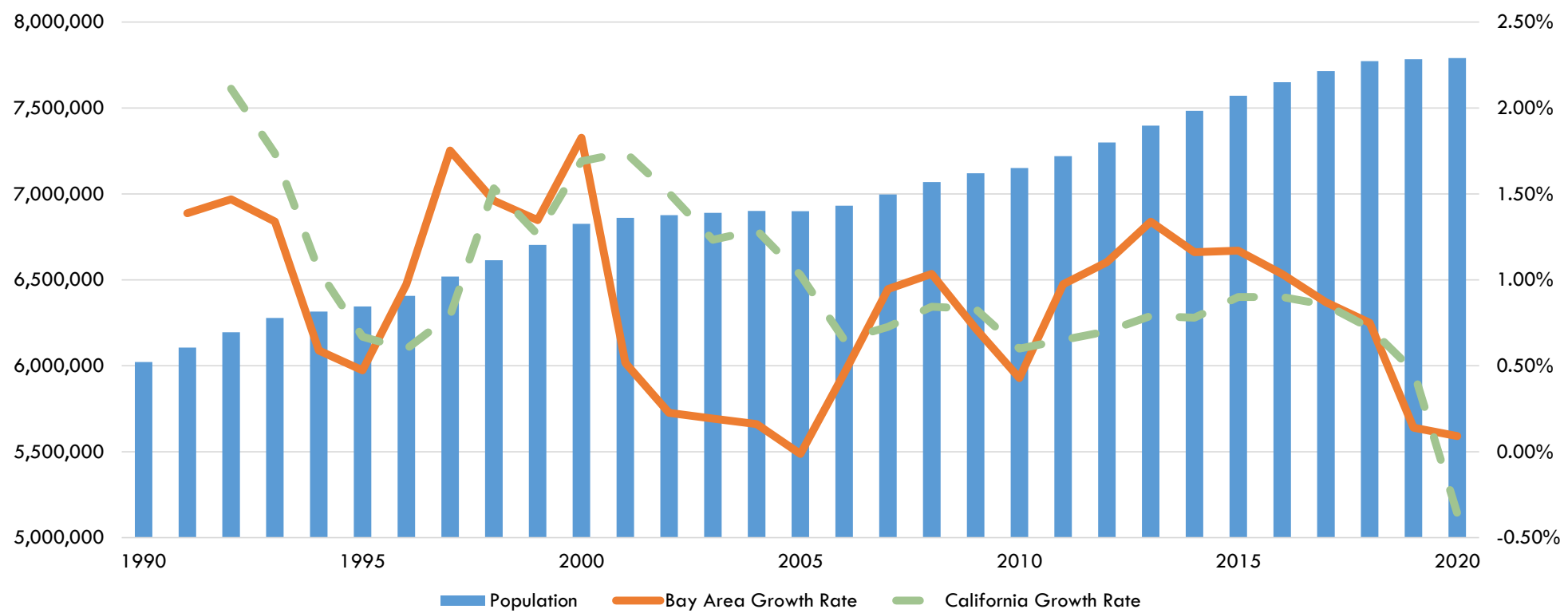


Fund Estimate Overview

	Program	Description	FY 2020-21 Original Estimate (\$, in millions)	FY 2020-21 Revised Estimate (\$, in millions)	FY 2021-22 Estimate (\$, in millions)
Sales Taxes and Tolls	Transportation Development Act (TDA) ¼ ¢ Sales Tax	¼ ¢ sales tax in each county	\$436	\$405	\$416
	AB 1107 ½ ¢ Sales Tax	MTC administers 25% of the revenue from the ½ ¢ sales tax in the three BART district counties	\$94	\$83	\$83
	Bridge Tolls	MTC 2% Toll Revenues and 5% State General Fund Revenues	\$5	\$5	\$5
STA Formula	State Transit Assistance (STA)	Sales tax on diesel fuel in CA	\$253	\$194	\$201
	State of Good Repair (SGR) Program	Transportation Improvement Fee (vehicle registration fee)	\$40	\$43	\$43
	Low Carbon Transit Operations Program (LCTOP)	5% of Cap-and-Trade auction revenues	\$46	\$37	\$39

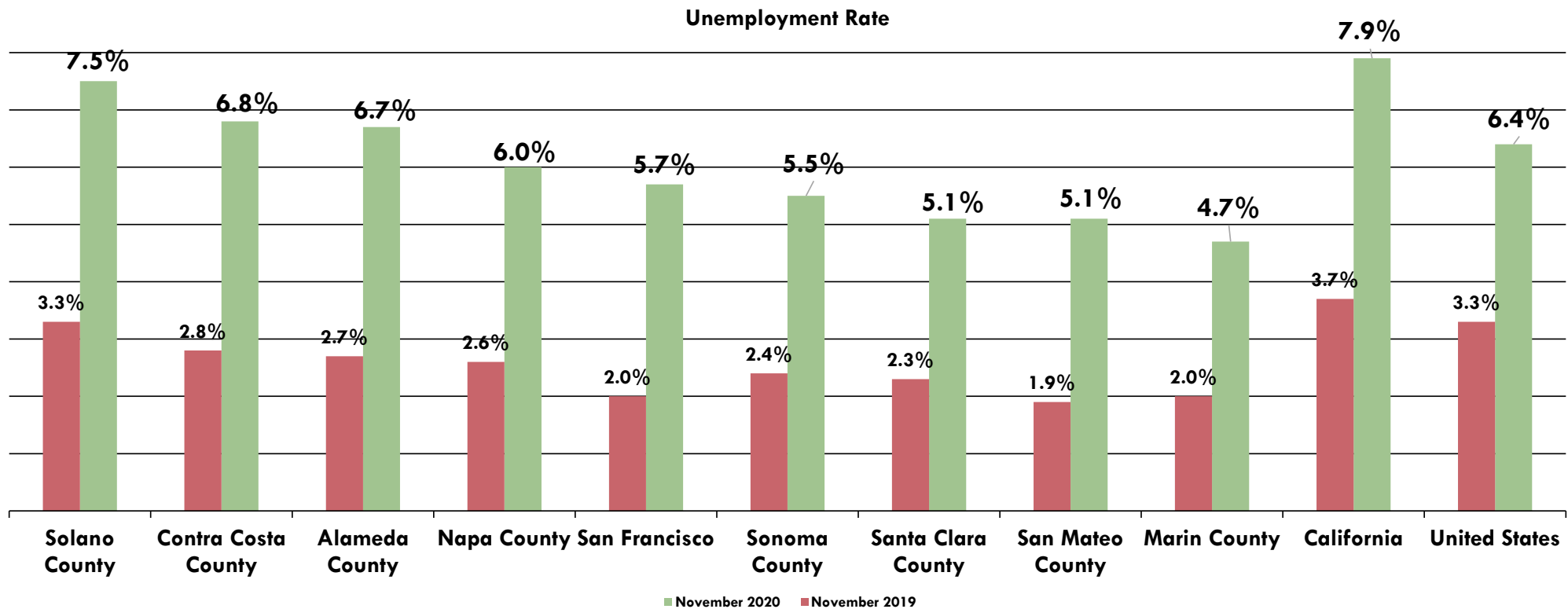
Note: Estimated revenue amounts are rounded to nearest million.

Bay Area Population



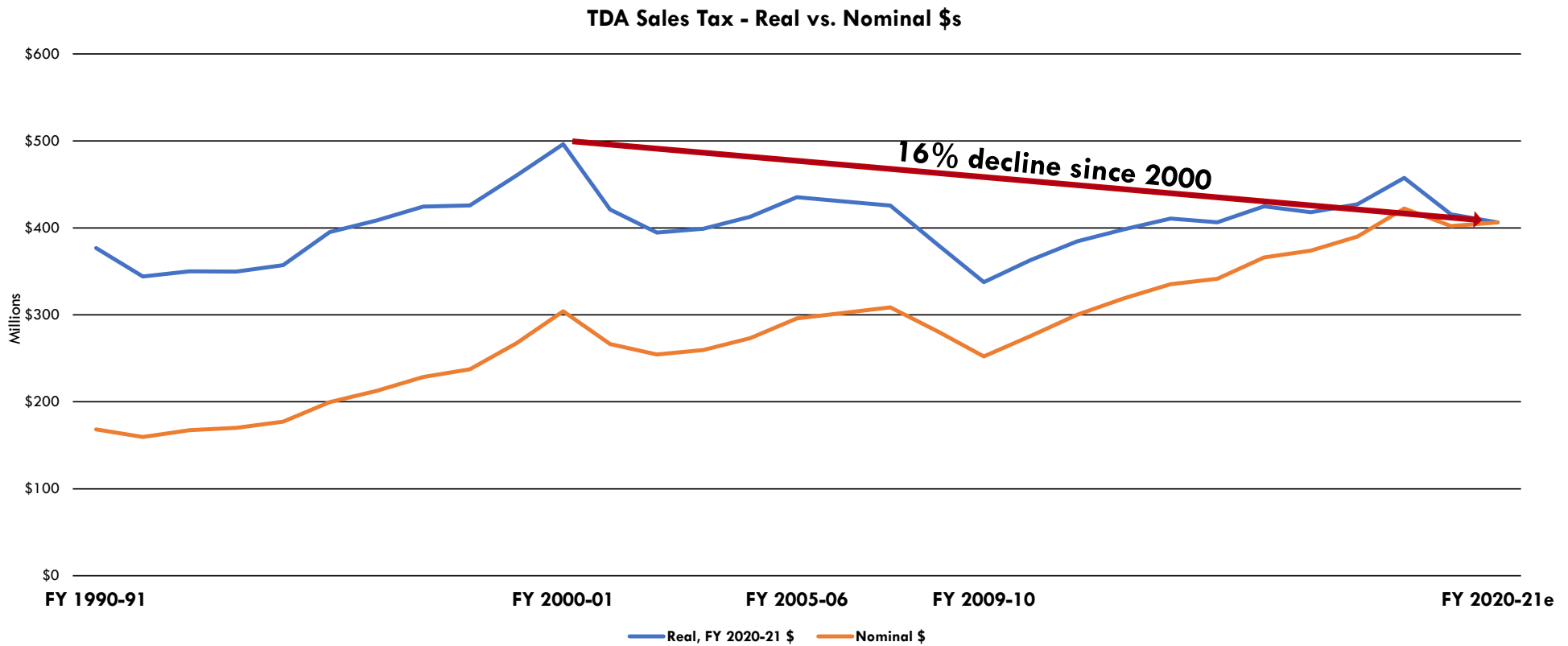
Source: California Department of Finance

Unemployment Rate: Substantially Higher Year over Year



Source: US Bureau of Labor Statistics, January 2021

Real Sales Tax Revenue: 16% Drop Since 2000 When Adjusted for Inflation




Source:

1. Actuals reported by CA Dept. of Tax & Fee Admin.
2. FY 2019-20 estimates from FY 2019-20 Fund Estimate

TDA Sales Tax Revenue Uneven Impacts

- So far over the course of the pandemic sales tax revenue impacts have varied significantly by county
- Changes in daytime population, the disappearance of tourism, and the impacts of the *Wayfair* decision have likely played key role in the differing performance of the sales tax around the Bay Area
- As the sales tax is the single most important source of funding for transit operations in the Bay Area, its overall all resilience during the pandemic is a positive for many transit operators



TDA Sales Tax Forecast FY 2021-22



Estimates for each county prepared by individual county Auditor/Controllers



Return to source, revenue earned in a county is spent in that county



Revenue primarily used for transit operations and capital expenses



Operators should be extra cautious due to uncertainty in County Auditor forecasts resulting from sales tax distribution changes



FY 2021-22 forecast of \$419 million is a **3.6% increase** above the Auditor/Controllers' revised forecast for FY 2020-21 (\$404.7 million)

- Revised FY 2020-21 Auditor/Controllers' forecast represents a 7.1% decrease from original forecast
- *Wayfair* decision likely providing significant boost to revenue



AB 1107 Sales Tax Forecast FY 2021-22

- 25% of total revenue from BART's sales tax in Alameda, Contra Costa, and San Francisco counties
- MTC estimates revenue and establishes funding policy
- Only AC Transit, BART, and SFMTA eligible to receive AB 1107 funds per state statute
- Historically, Commission policy is to distribute 50% of funds to AC Transit and 50% to SFMTA
- **FY 2021-22 forecast of \$83 million** is a **6.7% decrease** from the actuals for FY 2019-20 (\$88.96 million)

FY 2020-21 forecast is revised downwards to \$83 million from \$93.5 million as shown in the FY 2020-21 Fund Estimate



STA Formula Programs

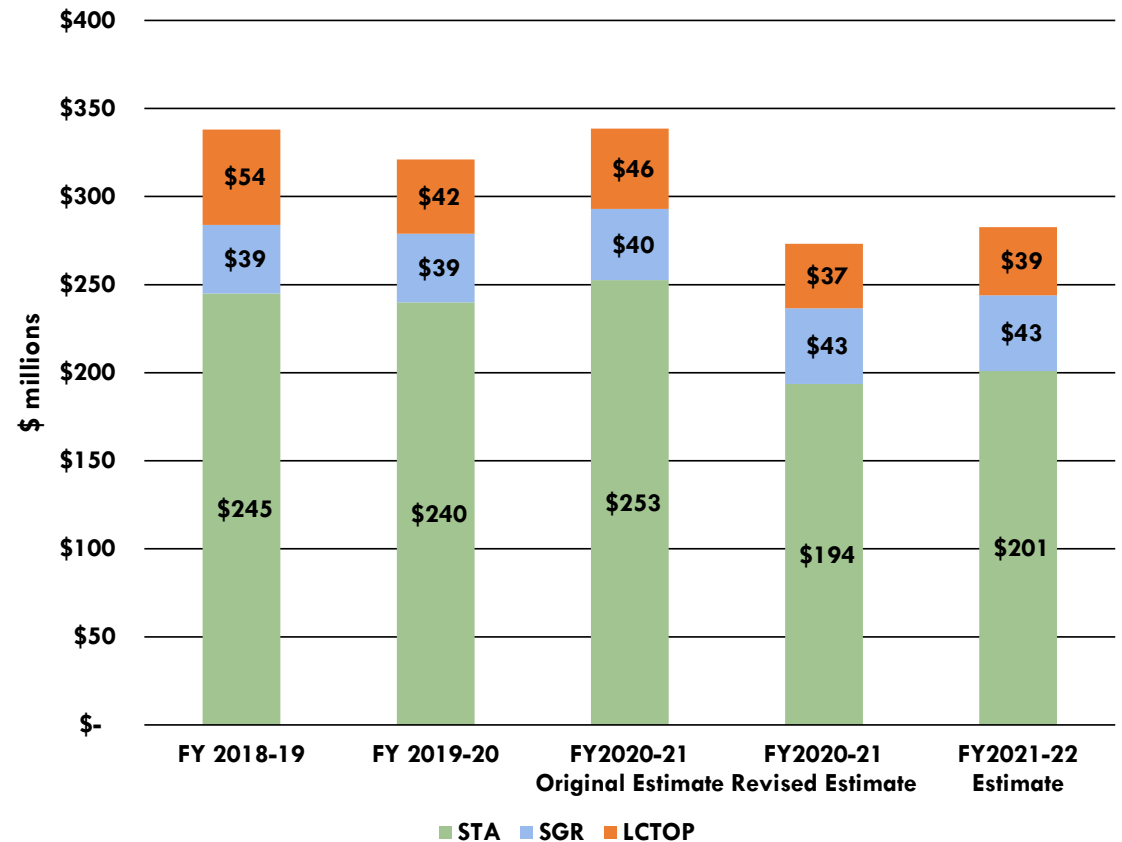
FY 2021-22

State Transit Assistance (STA) formula splits statewide revenue 50/50 between a Revenue-Based program and a Population-Based program

Revenue-Based funds flow to transit operators via MTC based on their qualifying local revenue

Population-Based funds flow to the Bay Area based on our 19.5% share of the state's population and are programmed by MTC

FY 2021-22 forecast of \$283 million for the Bay Area in STA, State of Good Repair (SGR) Program and Low Carbon Transit Operations Program (LCTOP) revenue



Staff recommendation is to forward to the Commission for approval:

MTC Resolution 4450 (FY 2021-22 Fund Estimate)



RESOLUTION NO. 10-2021

**RESOLUTION OF THE BOARD OF DIRECTORS OF THE
LIVERMORE AMADOR VALLEY TRANSIT AUTHORITY
AUTHORIZING THE FILING OF A CLAIM WITH THE
METROPOLITAN TRANSPORTATION COMMISSION FOR ALLOCATION
OF TRANSPORTATION DEVELOPMENT ACT ARTICLE 4.0, STATE
TRANSIT ASSISTANCE AND REGIONAL MEASURE 2 FUNDS FOR FISCAL
YEAR 2021-2022**

WHEREAS, the Transportation Development Act (TDA), (Pub. Utilities Code 992200 et. seq. provides for the disbursement of funds from the Local Transportation Fund of the County of Alameda for use by eligible claimants for the purpose of providing local transit service in the cities of Dublin, Livermore and Pleasanton; and

WHEREAS, pursuant to the provisions of the TDA, and pursuant to the applicable rules and regulations thereunder (21 Cal Adm. Code 660 et. seq.), a prospective claimant wishing to receive an allocation from the Local Transportation Funds shall file its claim with the Metropolitan Transportation Commission; and

WHEREAS, the State Transit Assistance (STA) fund is created pursuant to Public Utilities Code 99310 (et. seq.); and

WHEREAS, the STA fund makes funds available pursuant to Public Utilities Code 99313.6 for allocation to eligible applicants to support approved transit projects; and

WHEREAS, the Livermore Amador Valley Transit Authority is an eligible claimant for TDA and STA funds pursuant to PUC Section 99260 and Article 4 funds pursuant to PUC Section 99260A, as attested by the Livermore Amador Valley Authority's opinion of counsel dated March 31, 2021; and

WHEREAS, TDA funds from the Local Transport Fund of Alameda County and STA funds will be required by claimant in Fiscal Year 2021-2022 for transit service;

WHEREAS, LAVTA is an eligible sponsor of transportation project(s) in Regional Measure 2, Regional Traffic Relief Plan funds; and

NOW, THEREFORE, BE IT RESOLVED by the Board of Directors as follows:

1. That the Executive Director or his designee is authorized to execute and file an appropriate TDA/STA claim together with all necessary supporting documents, with the Metropolitan Transportation Commission for allocation of TDA/STA funds in Fiscal Year 2021-2022; and be it further resolved
2. That a copy of this Resolution be transmitted to the Metropolitan Transportation Commission in conjunction with the filing of the claim; and

the Metropolitan Transportation Commission be requested to grant the allocation of funds as specified herein; and be it further resolved

3. That LAVTA, and its agents shall comply with the provisions of the Metropolitan Transportation Commission's, "Regional Measure 2 Regional Traffic Relief Plan Policies and Procedures," (MTC Resolution No. 3636, Amended April 28, 2010); and be it further resolved
4. That LAVTA certifies that the project is consistent with the Regional Transportation Plan (RTP) and is in compliance with the requirements of the California Environmental Quality Act (Public Resources Code Section 21000 et seq.); and be it further resolved
5. That LAVTA approves the updated Operating Assistance Proposal, attached to this resolution; and be it further resolved
6. That LAVTA approves the certification of assurances, attached to this resolution; and be it further resolved
7. That there is no pending or threatened litigation which might in any way adversely affect the proposed project, or the ability of LAVTA to deliver such project; and be it further resolved
8. That LAVTA indemnifies and holds harmless MTC, its Commissioners, representatives, agents, and employees from and against all claims, injury, suits, demands, liability, losses, damages, and expenses, whether direct or indirect (including any and all costs and expenses in connection therewith), incurred by reason of any act or failure to act of LAVTA, its officers, employees or agents, or subcontractors or any of them in connection with its performance of services under this allocation of RM2 funds; and be it further resolved
9. That LAVTA authorizes its Executive Director, or his designee to execute and submit an allocation request for operating or planning costs for Fiscal Year 2021-2022 with MTC for Regional Measure 2 funds, for the project, purposes and amounts included in the project application attached to this resolution; and be it further resolved
10. That the Executive Director, or his designee is hereby delegated the authority to make non-substantive changes or minor amendments to the OAP as he/she deems appropriate.

PASSED AND ADOPTED this 3rd day of May 2021.

Bob Woerner, Chair

ATTEST:

Michael Tree, Executive Director

RESOLUTION NO. 11-2021

**RESOLUTION OF THE BOARD OF DIRECTORS OF THE LIVERMORE
AMADOR VALLEY TRANSIT AUTHORITY AUTHORIZING THE FILING OF
A CLAIM WITH THE METROPOLITAN TRANSPORTATION COMMISSION
FOR ALLOCATION OF TRANSPORTATION DEVELOPMENT ACT ARTICLE
4.5 FUNDS FOR THE FISCAL YEAR 2021-2022**

WHEREAS, the Transportation Development Act (TDA), Pub Util. Code 99200 et. seq. provides for the disbursement of funds from the Local Transportation Funds of the County of Alameda for use by eligible claimants for the purpose of providing local transit service in the cities of Dublin and Livermore; and

WHEREAS, pursuant to the provisions of the TDA, and pursuant to the applicable rules and regulations thereunder (21 Cal Adm. Code 660 et. seq.), a prospective claimant wishing to receive an allocation from the Local Transportation Funds shall file its claim with the Metropolitan Transportation Commission; and

WHEREAS, TDA funds from the Local Transportation Fund of Alameda County will be required by claimant in Fiscal Year 2021-2022 for paratransit services; and

WHEREAS, the Livermore Amador Valley Transit Authority is an eligible claimant for TDA funds pursuant to PUC Section 99275 funds as attested by the Livermore Amador Valley Transit Authority's opinion of counsel dated March 31, 2021; and

RESOLVED, that the Executive Director or his/her designee is authorized to execute and file an appropriate TDA/STA claim together with all necessary supporting documents with the Metropolitan Transportation Commission for an allocation of TDA funds in Fiscal Year 2020-2021; and be it further

NOW, THEREFORE, LET IT BE RESOLVED, that a copy of this Resolution be transmitted to the Metropolitan Transportation Commission in conjunction with the filing of the claim; and the Metropolitan Transportation Commission be requested to grant the allocations of funds as specified herein.

PASSED AND ADOPTED this 3rd day of May 2021.

Bob Woerner, Chair

ATTEST:

Michael Tree, Executive Director

AGENDA

ITEM 4D

STAFF REPORT

SUBJECT: Resolution in Support of Allocation Request for Regional Measure 2 Funding for the Rapid Bus Stop Improvement Project

FROM: Jennifer Yeamans, Senior Grants & Management Specialist

DATE: May 3, 2021

Action Requested

The Finance and Administration Committee recommends the Board of Directors approve Resolution 14-2021 in support of an allocation request to the Metropolitan Transportation Commission (MTC) for \$230,000 for the design phase of the Rapid Bus Stop Improvement Project. This resolution is required to request an allocation of this funding from MTC.

Background

In 2004, Senate Bill 916 established the Regional Traffic Relief Plan, including a list of projects eligible to receive funding authorized by Regional Measure 2, which increased tolls on the seven state-owned toll bridges in the Bay Area by \$1 to fund various traffic relief programs and projects in eligible bridge corridors. SB 916 identified the Alameda County Transportation Commission (CTC) as the project sponsor of \$65 million in anticipated revenues to be allocated for RM2 Project 32, *I-580 (Tri-Valley) Rapid Transit Corridor Improvements in Alameda County*. To date funds have been allocated in the corridor on construction of the I-580 High Occupancy Toll (HOT) lanes and other HOV improvements, improvements to the I-580/I-680 interchange, and construction of the Dublin/Pleasanton BART Parking Garage.

In late 2020, MTC notified LAVTA staff that a balance of approximately \$5 million remained on the Project available for allocation to eligible transit-related projects in the corridor and requested proposal(s) from LAVTA that could utilize the funds. In December 2020, Alameda CTC approved the update to the Countywide Transportation Program, which included several LAVTA priority projects, including \$3 million for systemwide passenger facilities rehabilitation and enhancements, and \$2 million for capital costs related to Phase 2 deployment of the Shared Autonomous Vehicle (SAV) project. LAVTA initiated formal requests to MTC for RM2 capital funding for both projects. To date, MTC staff has only approved the allocation request submitted for Rapid Bus Stop Improvements, as discussions continue regarding the SAV proposal.

Discussion

Per MTC Regional Measure 2 Policies and Procedures (MTC Resolution 3636), project sponsors must submit a governing-board certification of compliance with RM2 provisions (Attachment 1) in order to receive allocations. Because the RM2 legislation identifies

Alameda CTC as the project sponsor, Alameda CTC must also submit a resolution of local support for the project. At its May 27 meeting, Alameda CTC intends to approve its resolution and in doing so designate LAVTA as the project's Implementing Agency, delegating responsibility to LAVTA for compliance with all RM2 Policies and Procedures. MTC's approval of the allocation request is anticipated on May 26 and will be contingent up actions by both the LAVTA Board on May 5 and Alameda CTC on May 27.

RM2 Policies and Procedures require each allocation to fund a minimum useable segment and/or deliverable. Thus MTC's initial allocation will fund \$230,000 budgeted for the project's design phase only. Pending acceptance of 100% plans, specifications, and estimates for the project, MTC will consider allocating an additional \$2.07 million for the construction phase as described in the Initial Project Report (IPR), shown in Attachment 2.

The initial project scope defined in the IPR calls for design, construction and installation of Rapid signage (both real-time bus arrival digital signs and other signage in display cases), shelters, benches, trash receptacles, and other passenger amenities for Rapid bus stops that are yet to receive them following realignment of the Rapid routes in 2016. Such amenities will bring consistency to the corridors served and continue to grow ridership. The project includes work on 47 bus stops as detailed in the attached project scoping plan (Attachment 3), including equipment and installation costs for:

- 47 Rapid signs
- 9 Rapid-style shelters (including solar real time signage and lighting)
- 36 Rapid-style benches and trash receptacles
- 18 Rapid-style bike loops for shelter locations and other high-use areas

Of the 47 stops, 30 are on the Route 30R and 17 are on the 10R focused in the following locations:

- 26 in Livermore (notably the East Avenue and Portola Avenue corridors)
- 13 in Pleasanton (Stanley Blvd. and First St. corridors)
- 6 in Dublin (Dublin Blvd. corridor)
- 2 in Alameda County (Stanley Blvd. at Shadow Cliffs)

Budget

The total project budget is funded 100% by RM2 funds as follows by phase.

	RM2
PS&E (<i>current allocation</i>)	\$230,000
Construction (<i>future allocation</i>)	\$2,070,000
Total	\$2,300,000

Next Steps

Following MTC and Alameda CTC approval of the RM2 allocation in late May, LAVTA will initiate a Task Order Request with its on-call design-engineering firm, Kimley-Horn, and bring a detailed scope of work for design-engineering services to the Projects & Services Committee for review and approval. LAVTA will continue to work with MTC staff to allocate the remaining available balance to eligible project(s), including SAV Phase 2 Deployment activities.

Because the proposed corridor-level Rapid Bus Stops Improvements Project funded by RM2 complements MTC's proposed programming of \$2 million in available federal Safe and Seamless Quick-Strike funds (Agenda item 4.e.1) for the node-based Passenger Facilities Enhancements Project, staff will consult with MTC on the feasibility of combining the two projects to the maximum extent possible in order to achieve cost-efficiencies in design-engineering and project-management effort, while still satisfying the requirements of all individual fund sources involved.

Recommendation

The Finance & Administration Committee recommends the Board of Directors approve Resolution 14-2021 in support of an allocation request to the Metropolitan Transportation Commission for \$230,000 for the design phase of the Rapid Bus Stop Improvement Project.

Attachments:

1. Resolution 14-2021
2. Initial Project Report: LAVTA Rapid Bus Stop Improvement Project
3. Rapid Bus Stop Improvement Project Scoping Plan

Approved: _____

RESOLUTION NO. 14-2021

**A RESOLUTION OF THE BOARD OF DIRECTORS
OF THE LIVERMORE AMADOR VALLEY TRANSIT AUTHORITY
AS IMPLEMENTING AGENCY FOR REGIONAL MEASURE 2 FUNDING FOR THE
RAPID BUS STOP IMPROVEMENT PROJECT**

WHEREAS, SB 916 (Chapter 715, Statutes 2004), commonly referred as Regional Measure 2, identified projects eligible to receive funding under the Regional Traffic Relief Plan; and

WHEREAS, the Metropolitan Transportation Commission (MTC) is responsible for funding projects eligible for Regional Measure 2 funds, pursuant to Streets and Highways Code Section 30914(c) and (d); and

WHEREAS, MTC has established a process whereby eligible transportation project sponsors may submit allocation requests for Regional Measure 2 funding; and

WHEREAS, allocations to MTC must be submitted consistent with procedures and conditions as outlined in Regional Measure 2 Policy and Procedures; and

WHEREAS, Streets and Highways Code Section 30914(c) and (d) identifies the Alameda County Transportation Commission as Project Sponsor for RM2 Project 32, I-580 (Tri-Valley) Rapid Transit Corridor Improvements in Alameda County; and

WHEREAS, the Alameda County Transportation Commission plans to designate the Livermore Amador Valley Transit Authority (LAVTA) as implementing agency for the design and construction of the Rapid Bus Stop Improvement Project, an eligible project under RM2 Project 32, I-580 (Tri-Valley) Rapid Transit Corridor Improvements; and

WHEREAS, LAVTA is an eligible implementing agency for transportation project(s) in Regional Measure 2, Regional Traffic Relief Plan funds; and

WHEREAS, the Rapid Bus Stop Improvement Project is eligible for consideration in the Regional Traffic Relief Plan of Regional Measure 2, as identified in California Streets and Highways Code Section 30914(c) or (d); and

WHEREAS, the Regional Measure 2 allocation request, attached hereto in the Initial Project Report and incorporated herein as though set forth at length, lists the project, purpose, schedule, budget, expenditure and cash flow plan for which LAVTA is requesting that MTC allocate Regional Measure 2 funds; now, therefore, be it

RESOLVED, that LAVTA, and its agents shall comply with the provisions of the Metropolitan Transportation Commission's Regional Measure 2 Policy Guidance (MTC Resolution No. 3636); and be it further

RESOLVED, that LAVTA certifies that the project is consistent with the Regional Transportation Plan (RTP); and be it further

RESOLVED, that the year of funding for any design, right-of-way and/or construction phases has taken into consideration the time necessary to obtain environmental clearance and permitting approval for the project; and be it further

RESOLVED, that the Regional Measure 2 phase or segment is fully funded, and results in an operable and useable segment; and be it further

RESOLVED, that LAVTA approves the updated Initial Project Report, attached to this resolution; and be it further

RESOLVED, that LAVTA approves the cash flow plan, attached to this resolution; and be it further

RESOLVED, that LAVTA has reviewed the project needs and has adequate staffing resources to deliver and complete the project within the schedule set forth in the updated Initial Project Report, attached to this resolution; and, be it further

RESOLVED, that LAVTA is an eligible sponsor of projects in the Regional Measure 2 Regional Traffic Relief Plan, Capital Program, in accordance with California Streets and Highways Code 30914(c); and be it further

RESOLVED, that LAVTA is authorized to submit an application for Regional Measure 2 funds for the Rapid Bus Stop Improvement Project in accordance with California Streets and Highways Code 30914(c); and be it further

RESOLVED, that LAVTA certifies that the projects and purposes for which RM2 funds are being requested is in compliance with the requirements of the California Environmental Quality Act (Public Resources Code Section 21000 et seq.), and with the State Environmental Impact Report Guidelines (14 California Code of Regulations Section 15000 et seq.) and if relevant the National Environmental Policy Act (NEPA), 42 USC Section 4-1 et. seq. and the applicable regulations thereunder; and be it further

RESOLVED, that there is no legal impediment to LAVTA making allocation requests for Regional Measure 2 funds; and be it further

RESOLVED, that there is no pending or threatened litigation which might in any way adversely affect the proposed project, or the ability of LAVTA to deliver such project; and be it further

RESOLVED, that LAVTA agrees to comply with the requirements of MTC's Transit Coordination Implementation Plan as set forth in MTC Resolution 3866; and be it further

RESOLVED, that LAVTA indemnifies and holds harmless MTC, its Commissioners, representatives, agents, and employees from and against all claims, injury, suits, demands, liability, losses, damages, and expenses, whether direct or indirect (including any and all costs and expenses in connection therewith), incurred by reason of any act or failure to act of LAVTA, its officers, employees or agents, or subcontractors or any of them in connection with its performance of services under this allocation of RM2 funds. In addition to any other remedy authorized by law, so much of the funding due under this allocation of RM2 funds as shall reasonably be considered necessary by MTC may be retained until disposition has been made of any claim for damages, and be it further

RESOLVED, that LAVTA shall, if any revenues or profits from any non-governmental use of property (or project) that those revenues or profits shall be used exclusively for the public transportation services for which the project was initially approved, either for capital improvements or maintenance and operational costs, otherwise the Metropolitan Transportation Commission is entitled to a proportionate share equal to MTC's percentage participation in the projects(s); and be it further

RESOLVED, that assets purchased with RM2 funds including facilities and equipment shall be used for the public transportation uses intended, and should said facilities and equipment cease to be operated or maintained for their intended public transportation purposes for its useful life, that the Metropolitan Transportation Commission (MTC) shall be entitled to a present day value refund or credit (at MTC's option) based on MTC's share of the Fair Market Value of the said facilities and equipment at the time the public transportation uses ceased, which shall be paid back to MTC in the same proportion that Regional Measure 2 funds were originally used; and be it further

RESOLVED, that LAVTA shall post on both ends of the construction site(s) at least two signs visible to the public stating that the Project is funded with Regional Measure 2 Toll Revenues; and be it further

RESOLVED, that LAVTA authorizes its Executive Director or his/her designee to execute and submit an allocation request for the design phase with MTC for Regional Measure 2 funds in the amount of two hundred thirty thousand dollars (\$230,000), for the project, purposes and amounts included in the project application attached to this resolution; and be it further

RESOLVED, that the Executive Director or his/her designee is hereby delegated the authority to make non-substantive changes or minor amendments to the IPR as he/she deems appropriate; and be it further

RESOLVED, that a copy of this resolution shall be transmitted to MTC in conjunction with the filing of the LAVTA application referenced herein; and be it further

RESOLVED, that allocation of Regional Measure 2 funding for the Rapid Bus Stop Improvement Project is contingent upon action by the Alameda County Transportation Commission designating LAVTA as implementing agency for the Project and the Metropolitan Transportation Commission's approval of this designation with the allocation request.

PASSED AND ADOPTED BY the governing board of the Livermore Amador Valley Transit Authority on this 3rd day of May 2021.

Bob Woerner, Chair

Attest:

Michael Tree, Executive Director

Regional Measure 2 – INITIAL PROJECT REPORT

Regional Measure 2

Initial Project Report (IPR)

Project Title:

LAVTA Rapid Bus Stop Improvement Project

RM2 Project No.**Allocation History:**

	MTC Approval Date	Amount	Phase
#1:			
#2			
#3			

Total: \$**Current Allocation Request:**

IPR Date	Amount Being Requested	Phase Requested
February 24, 2021	\$230,000	PS&E
February 24, 2021	\$2,070,000	Construction

Regional Measure 2 – INITIAL PROJECT REPORT

I. OVERALL PROJECT INFORMATION

A. Project Sponsor / Co-sponsor(s) / Implementing Agency

Livermore Amador Valley Transit Authority (LAVTA)

B. Project Purpose

In 2008 LAVTA introduced its first Rapid route (10R) with 15-minute all day service in an effort to attract choice riders commuting within the Tri-Valley and throughout the Bay Area. The introduction of the Rapid service coincided with an \$8 million investment by the FTA in Rapid bus stops, that included upgraded shelters and amenities, such as lighting, signage, real time information, displays, etc.

LAVTA initiated a comprehensive operational analysis in 2014 of the Wheels system and focused on attracting choice riders, adding an additional Rapid route (30R) that doubled the amount of 15-minute all day service in the Wheels system. The 30R began service in 2016 and today the Rapid routes account for 55% of all riders in the Wheels system, with the majority of Rapid passengers boarding and alighting at the two BART stations in the LAVTA service area. The increase in ridership on the Rapid routes since implementation has a positive impact at reducing congestion on I-580 as Tri-Valley residents forgo their mostly single occupancy commute vehicles for the Rapid, which connects them with BART for travel throughout the Bay Area, including transbay trips to San Francisco and the Peninsula.

The purpose of the LAVTA Rapid Bus Stop Improvement Project is to construct and install Rapid signage (both real-time bus arrival digital signs and other signage in display cases), shelters, benches, trash receptacles, and other passenger amenities for Rapid bus stops that are yet to receive them. Such amenities will bring consistency to the corridors served and continue to grow ridership.

C. Project Description (please provide details)

☒ **Project Graphics to be sent electronically with This Application**

This project includes Rapid bus stops on the 10R and 30R that have yet to receive Rapid-branded signage, shelters, benches, trash receptacles and other amenities. It includes work on 47 bus stops as detailed in the attached project scoping plan, including:

- 47 Rapid signs and installation costs
- 9 Rapid style shelters (including solar real time signage and lighting) and installation costs
- 36 Rapid style benches and trash receptacles and installation costs
- 18 Rapid style bike loops for shelter locations and other high-use areas, and installation costs

The total cost for the Rapid Bus Stop Improvement Project is \$2,300,000, which includes \$230,000 in project design and engineering work, and \$2,070,000 in construction costs (including equipment acquisition and installation and any necessary concrete improvements), escalated to 2022 dollars, the year it is assumed construction will take place. The project can be completed within 15 months of authorization.

D. Impediments to Project Completion

None identified.

Regional Measure 2 – INITIAL PROJECT REPORT

E. Operability

The maintenance costs associated with the Rapid bus stops are included in the annual LAVTA Operating and Maintenance budget. Maintenance includes regular removal of trash and cleaning of shelters, as well as immediate repair of Rapid shelters when damaged, as well as less-frequent ongoing maintenance such as painting.

II. PROJECT PHASE DESCRIPTION and STATUS

F. Environmental –

Does NEPA Apply: ☐ Yes ☒ No

N/A – these improvements should qualify for Categorical Exclusion.

G. Design –

LAVTA currently has an on-call engineering contract in place with Kimley-Horn and Associates. It is anticipated that upon allocation of RM2 funding, LAVTA would execute a Task Order with Kimley-Horn to prepare 100% PS&E documents ready to advertise for construction and equipment acquisition, based on the quantities and locations specified in the attached project scoping plan. Equipment design of the Rapid bus stop signage, shelters and amenities has been selected by the member agencies in collaboration with LAVTA, and would be selected to match branding of existing facilities in each jurisdiction.

H. Right-of-Way Activities / Acquisition –

All Rapid bus stop improvements are located in the public right-of-way. Permits with applicable agencies will provide easements for the bus stop improvements as well as LAVTA's ongoing maintenance responsibilities.

I. Construction / Vehicle Acquisition -

At multiple Rapid bus stops in the project area, minor concrete improvements will be required to support installation of the bus stop improvements. Accordingly, 5,000 sq ft of concrete flatwork has been assumed and budgeted for the project, among other ancillary construction costs associated with typical contracts for similar improvements, including mobilization, demo/salvage, etc. Additionally, bus stop signage, shelters, benches and other amenities will need to be procured from available manufacturers before installation. The anticipated lead time for delivery of customized equipment is 4-6 months. Additional details are provided in the Work Plan in Section P below.

Regional Measure 2 – INITIAL PROJECT REPORT

III. PROJECT BUDGET

J. Project Budget (Escalated to year of expenditure)

Phase	Total Amount - Escalated - (Thousands)
Environmental Studies & Preliminary Eng (ENV / PE / PA&ED)	N/A
Design - Plans, Specifications and Estimates (PS&E)	\$230
Right-of-Way Activities /Acquisition (R/W)	N/A
Construction / Rolling Stock Acquisition (CON)	\$2,070
Total Project Budget (in thousands)	\$2,300

K. Project Budget (De-escalated to current year)

Phase	Total Amount - De-escalated - (Thousands)
Environmental Studies & Preliminary Eng (ENV / PE / PA&ED)	N/A
Design - Plans, Specifications and Estimates (PS&E)	\$225
Right-of-Way Activities /Acquisition (R/W)	N/A
Construction / Rolling Stock Acquisition (CON)	\$2,023
Total Project Budget (in thousands)	\$2,248

L. Project Budget – Deliverable Segment (Escalated to year of expenditure)

Phase	Total Amount - Escalated - (Thousands)
Environmental Studies & Preliminary Eng (ENV / PE / PA&ED)	N/A
Design - Plans, Specifications and Estimates (PS&E)	\$230
Right-of-Way Activities /Acquisition (R/W)	N/A
Construction / Rolling Stock Acquisition (CON)	\$2,070
Total Project Budget (in thousands)	\$2,300

M. Project Budget – Deliverable Segment(De-escalated to current year)

Phase	Total Amount - De-escalated - (Thousands)
Environmental Studies & Preliminary Eng (ENV / PE / PA&ED)	N/A
Design - Plans, Specifications and Estimates (PS&E)	\$225
Right-of-Way Activities /Acquisition (R/W)	N/A
Construction / Rolling Stock Acquisition (CON)	\$2,023
Total Project Budget (in thousands)	\$2,248

Regional Measure 2 – INITIAL PROJECT REPORT

IV. OVERALL PROJECT SCHEDULE

Phase-Milestone	Planned (Update as needed)	
	Start Date	Completion Date
Environmental Document	N/A	N/A
Environmental Studies, Preliminary Eng. (ENV / PE / PA&ED)	N/A	N/A
Final Design - Plans, Specs. & Estimates (PS&E)	June 2021	November 2021
Right-of-Way Activities /Acquisition (R/W)	N/A	N/A
Construction (Begin – Open for Use) / Acquisition / Operating Service (CON)	March 2022	October 2022

V. ALLOCATION REQUEST INFORMATION

N. Detailed Description of Allocation Request

Describe the scope of the allocation request. Provide background and other details as necessary.

Amount being requested (in escalated dollars)	\$2,300,000
Project Phase being requested	PS&E / CON
Are there other fund sources involved in this phase?	<input type="checkbox"/> Yes <input checked="" type="checkbox"/> No
Date of anticipated Implementing Agency Board approval the RM2 IPR Resolution for the allocation being requested	April 5, 2021
Month/year being requested for MTC Commission approval of allocation	April 2021

O. Status of Previous Allocations (if any)

N/A

P. Workplan

Workplan in Alternate Format Enclosed ☐

Regional Measure 2 – INITIAL PROJECT REPORT

TASK NO	Description	Deliverables	Completion Date
1.	Award Design Engineering Contract	Board resolution authorizing design-engineering contract/scope of work	June 2021
2.	Design completion/ready to advertise/procure equipment	100% Plans, Specifications & Estimates	November 2021
3.	Award third-party equipment procurement/construction contracts	Board resolution(s) authorizing contracts for equipment-purchase and construction contracts	March 2022
4.	Delivery of all required equipment	Equipment delivered per specifications, vendor invoices paid	April 2022
5.	Completion of all construction and equipment installations	Construction contract acceptance/closeout	October 2022

Q. Impediments to Allocation Implementation

Circumstances surrounding COVID-19 could potentially delay in manufacture of equipment, depending on circumstances of individual vendors.

VI. RM-2 FUNDING INFORMATION

R. RM-2 Funding Expenditures for funds being allocated

☒ **The companion Microsoft Excel Project Funding Spreadsheet to this IPR is included**

S. Next Anticipated RM2 Allocation Request.

LAVTA does not anticipate future RM2 expenditure requests for Rapid bus stop improvements at this time.

VII. GOVERNING BOARD ACTION

Check the box that applies:

☐ **Governing Board Resolution attached**

☒ **Governing Board Resolution to be provided on or before: April 5, 2021**

VIII. CONTACT / PREPARATION INFORMATION

Contact for Applicant's Agency

Name: Michael Tree

Phone: 925-455-7555

Title: Executive Director

E-mail: mtree@lavta.org

Address: 1362 Rutan Court, Suite 100, Livermore, CA 94551

Regional Measure 2 – INITIAL PROJECT REPORT

Information on Person Preparing IPR

Name: Jennifer Yeamans

Phone: 925-455-7561

Title: Senior Grants & Management Specialist

E-mail: jyeamans@lavta.org

Address: 1362 Rutan Court, Suite 100, Livermore, CA 94551

Applicant Agency's Accounting Contact

Name: Tamara Edwards

Phone: 925-455-7566

Title: Director of Finance

E-mail: tedwards@lavta.org

Address: 1362 Rutan Court, Suite 100, Livermore, CA 94551

Revised IPR 120905.doc

LAVTA Rapid Bus Stops Improvement Project

Initial Equipment/Materials/Labor Cost Estimates

Equipment	Unit Cost	Unit	Qty	Total
12' Passenger shelter-Livermore Style	\$ 36,900	EA	5	\$ 184,500
12' Passenger shelter-D/P style	\$ 8,700	EA	4	\$ 34,800
Rapid benches - Livermore Style	\$ 3,300	EA	18	\$ 59,400
Rapid benches - Dublin/Pleasanton Style	\$ 650	EA	18	\$ 11,700
Trash & Recycling Receptacle Pair - Livermore Style	\$ 2,800	EA	16	\$ 44,800
Trash & Recycling Receptacle Pair - D/P Style	\$ 2,900	EA	18	\$ 52,200
RT signs	\$ 7,000	EA	9	\$ 63,000
Bicycle Rack	\$ 360	EA	18	\$ 6,480
Rapid Flag Sign	\$ 12,500	EA	47	\$ 587,500
Schedule holders	\$ 550	EA	9	\$ 4,950
Equipment Subtotal				\$ 1,049,000

Construction	Unit Cost	Unit	Qty	Total
Mobilization	\$ 40,000	LS	1	\$ 40,000
Demo/Disposal	\$ 17,000	LS	1	\$ 17,000
Minor concrete (SW)-SF	\$ 27	SF	4,000	\$ 108,000
<u>Equipment Installation</u>				
Passenger Shelter w/solar system	\$ 11,600	EA	9	\$ 104,400
RT info signs	\$ 11,200	EA	9	\$ 100,800
Bike racks	\$ 750	EA	18	\$ 13,500
Bench	\$ 750	EA	36	\$ 27,000
Waste Receptacles	\$ 770	EA	34	\$ 26,180
Rapid flag sign	\$ 5,000	EA	47	\$ 235,000
Schedule holders	\$ 500	EA	9	\$ 4,500
Construction Subtotal				\$ 676,000
CM Services (@10% of subtotals)	\$ 172,500	LS	1	\$ 172,500
Contingency (@ 10% of subtotals)	\$ 172,500	LS	1	\$ 172,500
GRAND TOTAL (rounded to nearest 1000)				\$ 2,070,000

AGENDA

ITEM 4E

STAFF REPORT

SUBJECT: Resolution in Support of Application for Funding through the Metropolitan Transportation Commission Safe and Seamless Mobility Quick Strike Program for the LAVTA Passenger Facilities Enhancement Project

FROM: Jennifer Yeamans, Senior Grants & Management Specialist

DATE: May 3, 2021

Action Requested

The Finance and Administration Committee recommends the Board of Directors approve Resolution 13-2021 authorizing the filing of an application for funding assigned to the Metropolitan Transportation Commission (MTC) for the LAVTA Passenger Facilities Enhancements Project. This resolution is required to request this funding from MTC.

Background

In December 2020, the Alameda County Transportation Commission (CTC) announced a \$26 million Call for Projects for its 2022 Comprehensive Investment Program (CIP). The CIP programs a variety of local funding sources overseen by Alameda CTC, for which LAVTA submitted two proposed projects for consideration in February 2021: (1) a \$540,000 request to fund the completion of Bridging Documents for the Atlantis Operations & Maintenance (O&M) Facility; and (2) a \$2 million request for a Passenger Facilities Enhancements Project, which proposed significant capital improvements to improve the passenger experience at three high-ridership stops in LAVTA's service area: the East Dublin/Pleasanton BART station, Las Positas College, and Lawrence Livermore and Sandia National Labs. Improvements would include premium placemaking elements such as custom shelters, public art, enhanced lighting, high-quality real time information displays, premium and ample seating, trash cans, and bicycle facilities. In addition, the improvements at the East Dublin/Pleasanton BART station would support Phase 2 deployment of LAVTA's Shared Autonomous Vehicle (SAV) project by establishing a Mobility Hub for passengers transferring from BART or LAVTA services to the first/last mile connection serving nearby business parks not currently served by transit.

In the midst of Alameda CTC's 2022 CIP Call for Projects, in January 2021, MTC announced the \$54.4 million Safe and Seamless Mobility Quick Strike Program, a one-time, competitive grant program within the region's One Bay Area Grant program (OBAG 2) framework. The program makes available federal funding to assist with the region's pandemic recovery by providing low-cost, near-term deliverable enhancements to the transportation system to get transit out of traffic, enhance equitable mobility options, and make progress on initiatives stemming from the regional Blue Ribbon Transit Recovery Task Force. MTC assigned the region's nine County Transportation Agencies (CTAs), including

Alameda CTC, responsibility for nominating community-based projects within defined programming targets, including a total of \$9.8 million for Alameda County.

In March 2021, following consultation between Alameda CTC and LAVTA staff that LAVTA would be able to satisfy all federal requirements for the Quick Strike program, Alameda CTC advanced a list of \$15.1 million in proposed programming for 12 local projects that had been submitted as part of the 2022 CIP Call for Projects, including a \$2 million request for LAVTA's Passenger Facilities Enhancements Project. LAVTA's other CIP project, the Atlantis Facility Bridging Documents Project, was not recommended by Alameda CTC for nomination for the Quick Strike program, because that project was requesting funds for a non-construction phase (design-engineering) and would not meet MTC's requirement that funds for construction be obligated by September 2022. The Atlantis Bridging Documents project is still under consideration as part of Alameda CTC's 2022 CIP program development to be announced later this spring.

Discussion

While MTC is not expected to formalize programming of the Safe and Seamless Quick Strike program until June, preliminary project evaluations and prioritization presented to stakeholders (shown in Attachment 2) recommend \$2 million in funding for LAVTA's Passenger Facilities Enhancements Project based on Alameda CTC's nomination, out of \$49.4 million in funding recommended for a total of 40 projects across the region.

In order for the Passenger Facilities Enhancement Project to be approved as part of MTC's anticipated June 2021 programming action, LAVTA must provide a Resolution of Local Support (Attachment 1) no later than May 21, 2021. This resolution affirms LAVTA's ability to meet all federal requirements of the program, including a strict federal obligation deadline of September 30, 2022. LAVTA staff anticipates meeting the obligation deadline by requesting a transfer of CMAQ funds programmed by MTC when available from FHWA to FTA's 5307 program and having FTA obligate the funding in a grant, as has been done in the past for other regional discretionary STP/CMAQ funding programmed to LAVTA. While the process can be lengthy and will involve multiple agencies, LAVTA staff believes the timeline is feasible with MTC's support in fulfilling its necessary related programming actions (such as updating the TIP) in a timely manner.

Budget

The proposed project budget and schedule is as follows, pending confirmation of local match requirements from MTC. The budget includes funding for both design-engineering (PS&E) as well as construction, including equipment acquisition costs.

	<u>MTC</u>		<u>LAVTA</u>		<u>Total</u>	
	\$	%	\$	%	\$	%
PS&E	\$182,000	70%	\$78,000	30%	\$260,000	100%
Construction	\$1,818,000	70%	\$785,000	30%	\$2,603,000	100%
Grand Total	\$2,000,000	70%	\$863,000	30%	\$2,863,000	100%

Next Steps

Because the proposed node-based Passenger Facilities Enhancements Project complements the corridor-level Rapid Bus Stops Improvements Project proposed for allocation of available Regional Measure 2 funds (Agenda item 4.d.1), staff will consult with MTC on the feasibility of combining the two projects to the maximum extent possible in order to achieve cost-efficiencies in design-engineering and project-management effort while still satisfying the requirements of all fund sources involved.

Recommendation

The Finance and Administration Committee recommends the Board of Directors approve Resolution 13-2021, authorizing the filing of an application for funding assigned to the Metropolitan Transportation Commission (MTC) for the LAVTA Passenger Facilities Enhancements project. This resolution is required to request this funding from MTC.

Attachments:

1. Resolution 13-2021
2. MTC Safe & Seamless Mobility Quick-Strike Grant Program Initial Staff Recommendation

Approved: _____

RESOLUTION NO. 13-2021

**A RESOLUTION OF THE BOARD OF DIRECTORS
OF THE LIVERMORE AMADOR VALLEY TRANSIT AUTHORITY
AUTHORIZING THE FILING OF AN APPLICATION FOR FUNDING ASSIGNED TO
THE METROPOLITAN TRANSPORTATION COMMISSION AND COMMITTING
ANY NECESSARY MATCHING FUNDS AND STATING ASSURANCE TO
COMPLETE THE PASSENGER FACILITIES ENHANCEMENTS PROJECT**

WHEREAS, the Livermore Amador Valley Transit Authority (LAVTA) (herein referred to as APPLICANT) is submitting an application to the Metropolitan Transportation Commission (MTC) for \$2,000,000 in funding assigned to MTC for programming discretion, which includes federal funding administered by the Federal Highway Administration (FHWA) and federal or state funding administered by the California Transportation Commission (CTC) such as Surface Transportation Block Grant Program (STP) funding, Congestion Mitigation and Air Quality Improvement Program (CMAQ) funding, Transportation Alternatives (TA) set-aside/Active Transportation Program (ATP) funding, and Regional Transportation Improvement Program (RTIP) funding (herein collectively referred to as REGIONAL DISCRETIONARY FUNDING) for the LAVTA Passenger Facilities Enhancements Project (herein referred to as PROJECT) for the Safe and Seamless Mobility Quick-Strike Program (herein referred to as PROGRAM); and

WHEREAS, the United States Congress from time to time enacts and amends legislation to provide funding for various transportation needs and programs, (collectively, the FEDERAL TRANSPORTATION ACT) including, but not limited to the Surface Transportation Block Grant Program (STP) (23 U.S.C. § 133), the Congestion Mitigation and Air Quality Improvement Program (CMAQ) (23 U.S.C. § 149) and the Transportation Alternatives (TA) set-aside (23 U.S.C. § 133); and

WHEREAS, state statutes, including California Streets and Highways Code §182.6, §182.7, and §2381(a)(1), and California Government Code §14527, provide various funding programs for the programming discretion of the Metropolitan Planning Organization (MPO) and the Regional Transportation Planning Agency (RTPA); and

WHEREAS, pursuant to the FEDERAL TRANSPORTATION ACT, and any regulations promulgated thereunder, eligible project sponsors wishing to receive federal or state funds for a regionally-significant project shall submit an application first with the appropriate MPO, or RTPA, as applicable, for review and inclusion in the federal Transportation Improvement Program (TIP); and

WHEREAS, MTC is the MPO and RTPA for the nine counties of the San Francisco Bay region; and

WHEREAS, MTC has adopted a Regional Project Funding Delivery Policy (MTC Resolution No. 3606, revised) that sets out procedures governing the application and use of REGIONAL DISCRETIONARY FUNDING; and

WHEREAS, APPLICANT is an eligible sponsor for REGIONAL DISCRETIONARY FUNDING; and

WHEREAS, as part of the application for REGIONAL DISCRETIONARY FUNDING, MTC requires a resolution adopted by the responsible implementing agency stating the following:

- the commitment of any required matching funds; and
- that the sponsor understands that the REGIONAL DISCRETIONARY FUNDING is fixed at the programmed amount, and therefore any cost increase cannot be expected to be funded with additional REGIONAL DISCRETIONARY FUNDING; and
- that the PROJECT will comply with the procedures, delivery milestones and funding deadlines specified in the Regional Project Funding Delivery Policy (MTC Resolution No. 3606, revised); and
- the assurance of the sponsor to complete the PROJECT as described in the application, subject to environmental clearance, and if approved, as included in MTC's federal Transportation Improvement Program (TIP); and
- that the PROJECT will have adequate staffing resources to deliver and complete the PROJECT within the schedule submitted with the project application; and
- that the PROJECT will comply with all project-specific requirements as set forth in the PROGRAM; and
- that APPLICANT has assigned, and will maintain a single point of contact for all FHWA- and CTC-funded transportation projects to coordinate within the agency and with the respective Congestion Management Agency (CMA), MTC, Caltrans, FHWA, and CTC on all communications, inquires or issues that may arise during the federal programming and delivery process for all FHWA- and CTC-funded transportation and transit projects implemented by APPLICANT; and
- in the case of a transit project, the PROJECT will comply with MTC Resolution No. 3866, revised, which sets forth the requirements of MTC's Transit Coordination Implementation Plan to more efficiently deliver transit projects in the region; and
- in the case of a highway project, the PROJECT will comply with MTC Resolution No. 4104, which sets forth MTC's Traffic Operations System (TOS) Policy to install and activate TOS elements on new major freeway projects; and
- in the case of an RTIP project, state law requires PROJECT be included in a local congestion management plan, or be consistent with the capital improvement program adopted pursuant to MTC's funding agreement with the countywide transportation agency; and

WHEREAS, that APPLICANT is authorized to submit an application for REGIONAL DISCRETIONARY FUNDING for the PROJECT; and

WHEREAS, there is no legal impediment to APPLICANT making applications for the funds; and

WHEREAS, there is no pending or threatened litigation that might in any way adversely affect the proposed PROJECT, or the ability of APPLICANT to deliver such PROJECT; and

WHEREAS, APPLICANT authorizes its Executive Director or designee to execute and file an application with MTC for REGIONAL DISCRETIONARY FUNDING for the PROJECT as referenced in this resolution; and

WHEREAS, MTC requires that a copy of this resolution be transmitted to the MTC in conjunction with the filing of the application;

NOW, THEREFORE, BE IT RESOLVED that the APPLICANT is authorized to execute and file an application for funding for the PROJECT for REGIONAL DISCRETIONARY FUNDING under the FEDERAL TRANSPORTATION ACT or continued funding; and be it further

RESOLVED that APPLICANT will provide any required matching funds; and be it further

RESOLVED that APPLICANT understands that the REGIONAL DISCRETIONARY FUNDING for the project is fixed at the MTC approved programmed amount, and that any cost increases must be funded by the APPLICANT from other funds, and that APPLICANT does not expect any cost increases to be funded with additional REGIONAL DISCRETIONARY FUNDING; and be it further

RESOLVED that APPLICANT understands the funding deadlines associated with these funds and will comply with the provisions and requirements of the Regional Project Funding Delivery Policy (MTC Resolution No. 3606, revised) and APPLICANT has, and will retain the expertise, knowledge and resources necessary to deliver federally-funded transportation and transit projects, and has assigned, and will maintain a single point of contact for all FHWA- and CTC-funded transportation projects to coordinate within the agency and with the respective Congestion Management Agency (CMA), MTC, Caltrans, FHWA, and CTC on all communications, inquires or issues that may arise during the federal programming and delivery process for all FHWA- and CTC-funded transportation and transit projects implemented by APPLICANT; and be it further

RESOLVED that PROJECT will be implemented as described in the complete application and in this resolution, subject to environmental clearance, and, if approved, for the amount approved by MTC and programmed in the federal TIP; and be it further

RESOLVED that APPLICANT has reviewed the PROJECT and has adequate staffing resources to deliver and complete the PROJECT within the schedule submitted with the project application; and be it further

RESOLVED that PROJECT will comply with the requirements as set forth in MTC programming guidelines and project selection procedures for the PROGRAM; and be it further

RESOLVED that, in the case of a transit project, APPLICANT agrees to comply with the requirements of MTC's Transit Coordination Implementation Plan as set forth in MTC Resolution No. 3866, revised; and be it further

RESOLVED that, in the case of a highway project, APPLICANT agrees to comply with the requirements of MTC's Traffic Operations System (TOS) Policy as set forth in MTC Resolution No. 4104; and be it further

RESOLVED that, in the case of an RTIP project, PROJECT is included in a local congestion management plan, or is consistent with the capital improvement program adopted pursuant to MTC's funding agreement with the countywide transportation agency; and be it further

RESOLVED that APPLICANT is an eligible sponsor of REGIONAL DISCRETIONARY FUNDING funded projects; and be it further

RESOLVED that APPLICANT is authorized to submit an application for REGIONAL DISCRETIONARY FUNDING for the PROJECT; and be it further

RESOLVED that there is no legal impediment to APPLICANT making applications for the funds; and be it further

RESOLVED that there is no pending or threatened litigation that might in any way adversely affect the proposed PROJECT, or the ability of APPLICANT to deliver such PROJECT; and be it further

RESOLVED that APPLICANT authorizes its Executive Director, General Manager, City Manager, or designee to execute and file an application with MTC for REGIONAL DISCRETIONARY FUNDING for the PROJECT as referenced in this resolution; and be it further

RESOLVED that a copy of this resolution will be transmitted to the MTC in conjunction with the filing of the application; and be it further

RESOLVED that the MTC is requested to support the application for the PROJECT described in the resolution, and if approved, to include the PROJECT in MTC's federal TIP upon submittal by the project sponsor for TIP programming.

PASSED AND ADOPTED BY the governing board of the Livermore Amador Valley Transit Authority on this 3rd day of May 2021.

Bob Woerner, Chair

Attest:

Michael Tree, Executive Director

Bay Area Partnership Board
April 23, 2021
Page 1 of 2

Attachment C
Agenda Item 4a

Safe & Seamless Mobility Quick-Strike Grant Program

Initial Staff Recommendation (Sorted by County, Sponsor, Project)

Recommendations are pending further review. Final recommended program of projects and specific grant amounts subject to change.

Color Key:

Initial Staff Recommended Program of Projects

Total available = \$49,400,000

County	Sponsor	Project Title	Funds Requested	Cumulative Funding Recommendation
Alameda County			<i>Initial Fund Target:</i>	\$9.8M
Alameda	AC Transit	Quick Builds Transit Lanes	\$954,000	\$954,000
Alameda	AC Transit	Tempo Quick Build Transit Lane Delineation	\$300,000	\$1,254,000
Alameda	ACTC	Alameda County Safe Routes to Schools	\$1,500,000	\$2,754,000
Alameda	Alameda County	Anita Avenue Safe and Accessible Route to School and Transit	\$2,000,000	
Alameda	Dublin	Dublin Safe Routes to School - Safety and Access Improvements	\$2,000,000	
Alameda	Fremont	Fremont Boulevard/Grimmer Boulevard Protected Intersection	\$1,415,000	\$4,169,000
Alameda	Fremont	Fremont Boulevard/Walnut Avenue Protected Intersection Project	\$1,271,000	\$5,440,000
Alameda	LAVTA	Passenger Facilities Enhancements	\$2,000,000	\$7,440,000
Alameda	MTC/ACTC	I-580 Westbound High Occupancy Vehicle Lane Extension	\$1,500,000	
Alameda	Oakland	14th Street Complete Streets Project	\$1,000,000	\$8,440,000
Alameda	Oakland	East Bay Greenway Segment II	\$1,000,000	\$9,440,000
Alameda	TBD	Various Youth and Adult Bicycle Promotion & Education Programs*	\$160,000	\$9,600,000
Contra Costa County			<i>Initial Fund Target:</i>	\$7.2M
Contra Costa	BART	Bicycle, Pedestrian, and ADA Imps. at Pittsburg/Bay Point BART	\$1,510,000	\$1,510,000
Contra Costa	BATA	RSR Forward: I-580 WB Open Road Tolling & HOV Lane Extension**	\$2,000,000	\$3,510,000
Contra Costa	Concord	East Downtown Concord PDA Access & Safe Routes to Transit	\$2,164,000	\$5,674,000
Contra Costa	Danville	Diablo Road Trail	\$2,000,000	
Contra Costa	Lafayette / BART	Lafayette Town Center Pathway and BART Bike Station Project	\$1,825,000	\$7,499,000
Contra Costa	Pinole	Pedestrian and Bicycle Safety Imps. at Appian Way and Marlesta Rd	\$350,000	
Contra Costa	Pleasant Hill	Contra Costa Blvd Complete Streets (Harriet Drive to Viking Drive)	\$4,792,000	
Contra Costa	Richmond	13th Street Complete Streets Project	\$2,821,000	
Contra Costa	Richmond	San Pablo Ave Complete Streets Phase 2	\$6,000,000	
Marin County			<i>Initial Fund Target:</i>	\$1.4M
Marin	Corte Madera	Casa Buena Drive Complete Streets Regional Improvements	\$600,000	
Marin	Larkspur	Doherty Drive Multi-Use Pathway at Redwood High School - Phase 2	\$500,000	
Marin	Marin Transit	Marin County Bus Stop Improvements	\$1,200,000	\$1,200,000
Marin	Mill Valley	East Blithedale Pathway to Transit	\$1,000,000	
Marin	SMART	SMART Pathway - San Rafael (McInnis Pkwy to Smith Ranch Rd)	\$2,158,026	
Marin	TAM	Marin County Street Smarts Bicycle and Pedestrian Safety Program	\$250,000	
Napa County			<i>Initial Fund Target:</i>	\$1.0M
Napa	MTC	Napa Forward SR 29 Safety and Operational Imps. (\$1.1M partial funding)***	\$11,000,000	\$1,100,000
Napa	NVTA	Napa Valley Safe Routes to School	\$100,000	\$1,200,000
San Francisco County			<i>Initial Fund Target:</i>	\$6.2M
San Francisco	BART	Embarcadero Station Platform Elevator Capacity & Redundancy	\$3,144,302	
San Francisco	SFCTA	Downtown San Francisco Congestion Pricing Study	\$200,000	\$200,000
San Francisco	SFMTA	Folsom Streetscape Project	\$5,000,000	\$5,200,000
San Francisco	SFMTA	Safe Routes to School Non-Infrastructure Program (\$1.8M partial funding)***	\$2,100,000	\$7,002,710
San Mateo County			<i>Initial Fund Target:</i>	\$4.1M
San Mateo	Brisbane	Bayshore Blvd/Van Waters and Rodgers Rd Bus Stop Improvements	\$360,000	
San Mateo	Burlingame	Carmelita Ave and Paloma Ave Traffic Calming and Bicycle Safe Routes	\$850,000	
San Mateo	Burlingame	City-Wide Pedestrian Safe Routes and Mobility Improvements	\$200,000	
San Mateo	C/CAG	Planning and Programming of safe and seamless mobility projects	\$200,000	\$200,000

County	Sponsor	Project Title	Funds Requested	Cumulative Funding Recommendation
San Mateo	Daly City	Southgate Avenue and School Street Safety Improvements Project	\$350,000	
San Mateo	Millbrae	Millbrae - Citywide Virtual Mobility Detection	\$223,591	
San Mateo	Millbrae	Park Blvd, Santa Teresa Way, San Anselmo Ave Traffic Calming Quick Build	\$347,250	
San Mateo	Redwood City	Roosevelt Avenue Quick-build Traffic Calming Project	\$755,000	\$955,000
San Mateo	San Bruno	San Bruno Citywide Bicycle Route Network	\$615,000	
San Mateo	San Bruno	Transit Corridor Pedestrian Connection Phase 4	\$385,000	\$1,340,000
San Mateo	San Mateo	Delaware Street Quick-Build Bike Improvements****	\$610,007	
San Mateo	San Mateo County	Coleman-Ringwood Pedestrian and Bicycle SRTS Improvements	\$808,562	
San Mateo	San Mateo County	San Mateo County Broadmoor SRTS Pedestrian Safety & Mobility Imps	\$1,418,412	
San Mateo	South San Francisco	East of 101 Transit Expansion Project	\$480,000	\$1,820,000
San Mateo	South San Francisco	El Camino Real Grand Boulevard Initiative Phase III	\$2,120,000	\$3,460,000
Santa Clara County			<i>Initial Fund Target:</i>	\$13.3M
Santa Clara	Los Altos	St. Joseph Avenue Mobility Connector	\$950,000	
Santa Clara	Los Gatos	Los Gatos Creek Trail to Highway 9 Trailhead Connector	\$5,097,400	
Santa Clara	Mountain View	Stierlin Road Bicycle and Pedestrian Improvements	\$4,007,000	\$4,007,000
Santa Clara	San Jose	Bascom Avenue Protected Bike Lanes & Complete Street	\$690,000	\$4,697,000
Santa Clara	San Jose	En Movimiento Quick Build Network for East San Jose	\$1,325,000	\$6,022,000
Santa Clara	San Jose	Julian Street & McKee Road Vision Zero Complete Street	\$705,000	\$6,727,000
Santa Clara	San Jose	San Jose - Downtown Bikeways	\$4,025,000	\$10,752,000
Santa Clara	Saratoga	Blue Hills Elementary Pedestrian Crossing at UPRR	\$1,800,000	
Santa Clara	Sunnyvale	Sunnyvale Bicycle, Pedestrian and SRTS Safety Improvements	\$1,900,000	
Santa Clara	Sunnyvale	Sunnyvale Saratoga Class IIB Buffered Bicycle Lanes	\$2,200,000	
Santa Clara	VTA	Electronic Locker Upgrade and Replacement	\$1,940,060	\$12,692,060
Santa Clara	VTA	Evaluating on-demand shuttle strategies for improved transit access	\$200,000	\$12,892,060
Solano County			<i>Initial Fund Target:</i>	\$2.7M
Solano	BAIFA	FasTrak START Means-Based Managed Lanes Pilot Evaluation	\$900,000	
Solano	Fairfield	Fairfield/Vacaville Hannigan Station Capacity Improvements	\$1,000,000	\$1,000,000
Solano	STA	STA Mobility Planning	\$200,000	\$1,200,000
Solano	Vallejo	Bay Trail/Vine Trail Gap Closure Segment	\$1,800,000	\$3,000,000
Sonoma County			<i>Initial Fund Target:</i>	\$3.6M
Sonoma	Cotati	Downtown and Civic Center Connectivity and Safety Project (\$0.9M partial funding)***	\$1,250,000	\$900,000
Sonoma	Healdsburg	Healdsburg Bike Share	\$250,000	\$1,150,000
Sonoma	Rohnert Park	2022 Pedestrian and Bicycle Safety Improvements in Rohnert Park	\$522,000	\$1,672,000
Sonoma	Santa Rosa	Santa Rosa Transit Mall Roadbed Rehabilitation	\$868,230	\$2,540,230
Sonoma	SCTA	Countywide Active Transportation Plan	\$200,000	\$2,740,230
Sonoma	Sebastopol	SR 116 and Bodega Ave Pedestrian Access and Mobility Enhancements	\$476,310	
Sonoma	SMART	SMART Pathway - Payran to Lakeville in Petaluma	\$806,000	\$3,546,230

Total Funding Request: \$108,649,150

Cumulative Funding Recommendation: \$49,400,000

*Recommendation contingent upon identification of an eligible project sponsor.

**Recommendation pending further review.

***Project recommended to receive partial funding.

****Project recommended to receive Regional ATP funds, pending Commission approval.

AGENDA

ITEM 4F

STAFF REPORT

SUBJECT: FTA Section 5311 Funding Authorizing Resolution

FROM: Jennifer Yeamans, Senior Grants & Management Specialist

DATE: May 3, 2021

Action Requested

The Finance and Administration Committee recommends the Board of Directors approve Resolution 12-2021 authorizing federal funding under FTA Section 5311 with the California Department of Transportation (Caltrans). This resolution is required to request this funding from Caltrans.

Background

FTA Section 5311 funds are primarily used to fund capital and operating expenses for general public transportation services in rural areas, meaning any area outside designated urbanized areas. LAVTA's service area includes both the Concord and Livermore Urbanized Areas as well as nonurbanized areas outside of those boundaries. Federal law designates States as the recipients for 5311 funding, which responsibility in California is assigned to Caltrans, with the Metropolitan Transportation Commission responsible for developing the region's Program of Projects (POP) on a formula basis for eligible transit operators. Caltrans recently released the FY2021 and CRRSAA Call for Projects and provided MTC with apportionments for the same, with a total of \$5.9 million in uncommitted funds available for distribution to eligible operators in the region from both programs.

Discussion

Based on MTC's formula, LAVTA is eligible to receive \$46,283 in regular FY2021 5311 funds and \$107,814 in funds appropriated under the Coronavirus Response and Relief Supplemental Appropriations Act (CRRSAA). LAVTA uses 5311 funds to offset the costs of operating routes traversing service area segments designated as non-urbanized. At present, portions of Routes 10R, 14, 15, and 30R qualify.

FY2021 5311 funding for operating assistance requires a 44.67% local match; no local match is required for CRRSAA funds. Caltrans and FTA further require a resolution of local support from the Board of Directors as part of the funding approval process.

Budget

The total project budget is \$191,463, which includes \$154,097 in 5311 funds to support eligible operating expenditures and \$37,366 in required local match for the FY2021 funds:

Fund Source	5311 Amount	Local Match	Total
FTA FY2021	\$46,283	\$37,366	\$83,649
CRRSAA	\$107,814	\$0	\$107,814
Total Budget	\$154,097	\$37,366	\$191,463

Recommendation

The Finance and Administration Committee recommends the Board of Directors approve Resolution 12-2021, authorizing LAVTA to receive federal funding under FTA Section 5311.

Attachments:

1. Resolution 12-2021; 5311 Authorizing Resolution

Approved: _____

RESOLUTION NO. 12-2021

**RESOLUTION OF THE LIVERMORE AMADOR VALLEY TRANSIT AUTHORITY
BOARD OF DIRECTORS AUTHORIZING THE FEDERAL FUNDING
UNDER FTA SECTION 5311 (49 U.S.C. SECTION 5311)
WITH CALIFORNIA DEPARTMENT OF TRANSPORTATION**

WHEREAS, the U. S. Department of Transportation is authorized to make grants to states through the Federal Transit Administration to support capital/operating assistance projects for non-urbanized public transportation systems under Section 5311 of the Federal Transit Act (FTA C 9040.1F and FTA C 9050.1); and

WHEREAS, the California Department of Transportation (Department) has been designated by the Governor of the State of California to administer Section 5311 grants for transportation projects for the general public for the rural transit and intercity bus; and

WHEREAS, the Livermore Amador Valley Transit Authority (LAVTA) desires to apply for said financial assistance to permit operation of service/purchase of capital equipment in Alameda County; and

WHEREAS, LAVTA has, to the maximum extent feasible, coordinated with other transportation providers and users in the region (including social service agencies);

NOW, THEREFORE, BE IT RESOLVED that the LAVTA Board of Directors does hereby authorize the Executive Director to file and execute applications on behalf of with the Department to aid in the financing of capital/operating assistance projects pursuant to Section 5311 of the Federal Transit Act (FTA C 9040.1G), as amended; and be it further

RESOLVED that the Executive Director or his/her designee is authorized to execute and file all certification of assurances, contracts or agreements or any other document required by the Department; and be it further

RESOLVED that the Executive Director or his/her designee is authorized to provide additional information as the Department may require in connection with the application for the Section 5311 projects; and be it

RESOLVED that the Executive Director or his/her designee is authorized to submit and approve request for reimbursement of funds from the Department for the Section 5311 project(s).

PASSED AND ADOPTED BY the governing board of the Livermore Amador Valley Transit Authority on this 3rd day of May 2021.

Bob Woerner, Chair

Attest:

Michael Tree, Executive Director

AGENDA

ITEM 5

STAFF REPORT

SUBJECT: LAVTA's Transit Signal Priority Upgrade Project

FROM: Jennifer Yeamans, Senior Grants & Management Specialist

DATE: May 3, 2021

Action Requested

None – information only.

Background

At the April 5 Board of Directors meeting, a Board member requested an update from staff on the agency's Transit Signal Priority (TSP) system.

Discussion

At your May 3 meeting staff will present an informational update on the TSP system used on LAVTA's Rapid routes, which enables Rapid vehicles to request an extended green light at TSP-enabled intersections when running 3 or more minutes behind schedule. The goals of deploying TSP are to improve on-time performance and schedule reliability, and to reduce travel time for passengers. LAVTA recently completed a project to expand and upgrade the system in late 2020, installing new TSP equipment at 67 intersections along the 10R and 30R and on all 24 Rapid buses.

Recommendation

None – information only.

Attachments:

1. Powerpoint Presentation: LAVTA's Transit Signal Priority Upgrade

Approved: _____

LAVTA's Transit Signal Priority Upgrade

LAVTA Board of Directors

May 3, 2021

wheelsbus.com

Livermore Amador Valley
TRANSIT AUTHORITY



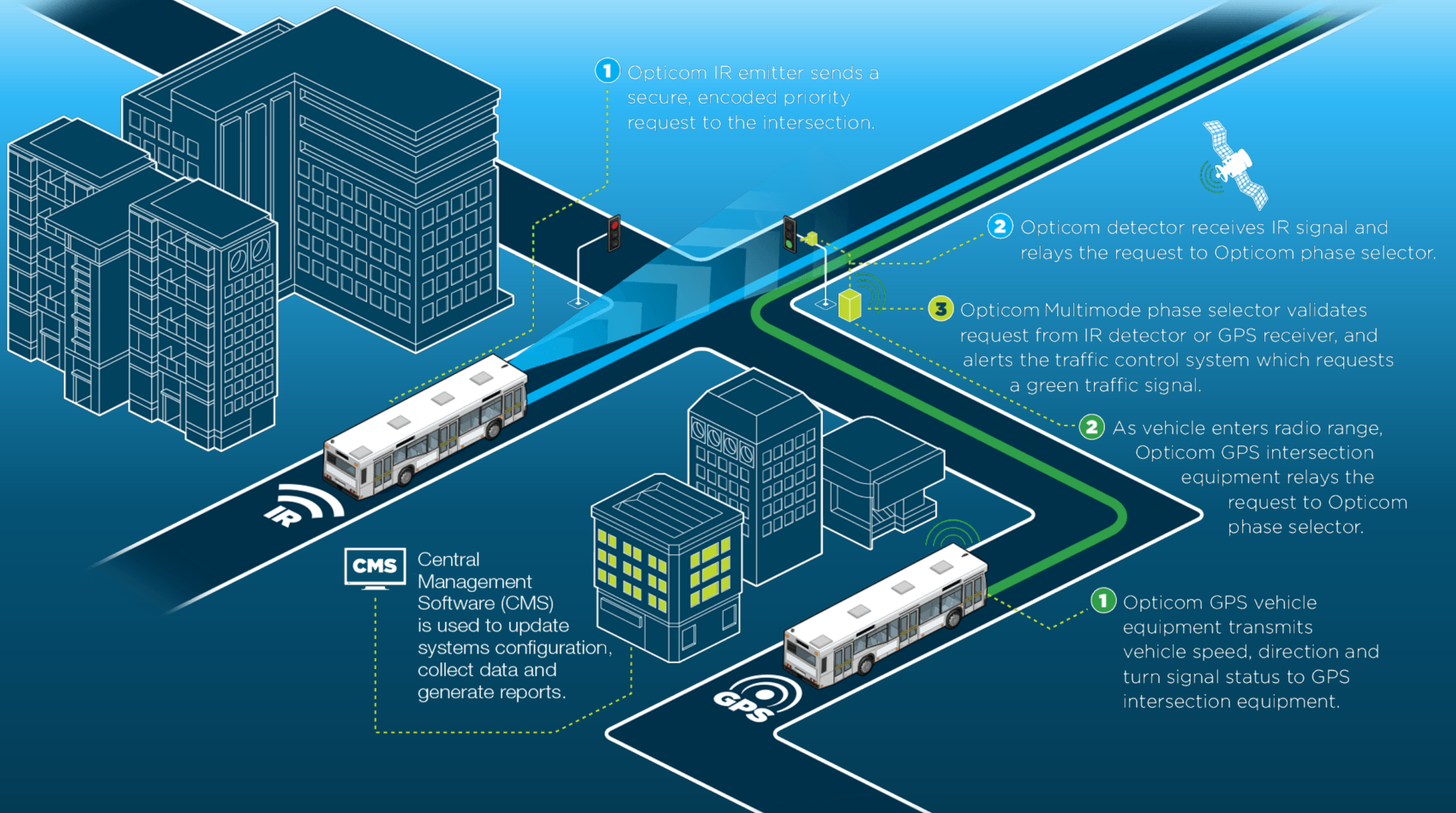
What Is TSP?

- Extends green lights for priority vehicles
- High- and low-priority calls
- Reduces delays at intersections
- Increases operational efficiency and reliability



Livermore Amador Valley
TRANSIT AUTHORITY





Benefits of GPS Technology

- Only “on” when vehicles detected in range of intersection
- Real-time schedule-adherence info determines whether TSP request is made
- Real-time system monitoring
- Works alongside legacy infrared (high-priority) system used by emergency vehicles and LAVTA’s 5 queue-jumps



Livermore Amador Valley
TRANSIT AUTHORITY



Upgrading & Expanding LAVTA's TSP System

- Original optical infrared system deployed with Rapid in 2010
- New GPS technology coincided with 2016 realignment/expansion of Rapid routes
- In 2017, LAVTA secured \$1.14M from Tri-Valley Transportation Council to upgrade & expand TSP



2020 TSP Upgrade & Expansion Project

- Added/upgraded TSP equipment at 67 intersections, entire Rapid fleet
- Deployed new Central Mgmt Software to provide real-time operations & monitoring data



Ongoing Operations & Monitoring

- Immediate impacts hard to determine due to COVID-19
- More benefit will accrue as traffic congestion returns
- Trip-time reliability and making timed transit connections will be keys to success

Jurisdiction	Location	Device Type	Firmware	Last Update	Details	Device Path	Active Call Notification
Livermore	Portola Ave and Paseo Laguna Seca	Opticom™ M764	10.03.010	4/22/2021	Connecting to the communication device has timed out.	10.10.50.15: 5000	No
Pleasanton	SANTA RITA @ BLACK	Opticom™ M764	10.03.010	4/22/2021		10.93.76.6: 5000	No
Pleasanton	SANTA RITA @ VALLEY	Opticom™ M764	10.03.010	4/22/2021		10.93.74.6: 5000	No
Pleasanton	SANTA RITA @ MOHR	Opticom™ M764	10.03.010	4/22/2021		10.93.73.6: 5000	No
Pleasanton	SANTA RITA @ STONERIDGE	Opticom™ M764	10.03.010	4/22/2021		10.93.72.6: 5000	No
Pleasanton	OWENS @ WILSON	Opticom™ M764	10.03.010	4/22/2021		10.90.65.6: 5000	No
Pleasanton	OWENS @ ROSEWOOD	Opticom™ M764	10.03.010	4/22/2021		10.90.60.6: 5000	No
Pleasanton	HACENDAS @ OWENS	Opticom™ M764	10.03.010	4/22/2021		10.91.55.6: 5000	No
Pleasanton	OWENS @ ORACLE	Opticom™ M764	10.03.010	4/22/2021		10.91.47.6: 5000	No
Livermore	Portola Ave and S. Street	Opticom™ M764	10.03.010	4/22/2021		10.95.28.15: 5000	No
Livermore	Livermore Ave and Junction Ave	Opticom™ M764	09.03.012	4/22/2021		10.11.71.15: 5000	No
Livermore	Livermore Ave and Chestnut Ave	Opticom™ M764	09.03.012	4/22/2021		10.11.25.19: 5000	No
Livermore	Stanley Blvd and Isabel Connector Ramp	Opticom™ M764	10.03.010	4/22/2021		10.4.43.15: 5000	No
Livermore	Stanley Blvd and Mundell Ln	Opticom™ M764	10.03.010	4/22/2021		10.4.42.19: 5000	No
Livermore	Stanley Blvd and El Comite	Opticom™ M764	10.03.010	4/22/2021		10.4.38.19: 5000	No
Livermore	Stanley Blvd and Hill St	Opticom™ M764	10.03.010	4/22/2021		10.4.41.15: 5000	No
Livermore	Stanley Blvd and Marquette Blvd	Opticom™ M764	10.03.010	4/22/2021		10.12.40.19: 5000	No
Livermore	Stanley Blvd and Fenton St	Opticom™ M764	09.03.012	4/22/2021		10.13.39.15: 5000	No
Livermore	Railroad Ave and S. Street/Stanley Blvd	Opticom™ M764	10.03.010	4/22/2021		10.13.38.19: 5000	No
Livermore	Railroad Ave and P. Street	Opticom™ M764	10.03.010	4/22/2021		10.13.37.15: 5000	No
Livermore	Railroad Ave and S. Street	Opticom™ M764	10.03.010	4/22/2021		10.13.34.15: 5000	No
Livermore	Railroad Ave and S. Livermore	Opticom™ M764	10.03.010	4/22/2021		10.13.33.15: 5000	No
Livermore	Railroad Ave and Parking Structure	Opticom™ M764	10.03.010	4/22/2021		10.2.101.15: 5000	No
Livermore	Railroad Ave and First St/Maple	Opticom™ M764	10.03.010	4/22/2021		10.2.86.15: 5000	No
Livermore	East Ave and Colinas St	Opticom™ M764	10.03.010	4/22/2021		10.9.53.15: 5000	No
Livermore	East Ave and Hillcrest Ave	Opticom™ M764	10.03.010	4/22/2021		10.9.52.15: 5000	No
Livermore	East Ave and Madison Ave	Opticom™ M764	10.03.010	4/22/2021		10.9.51.15: 5000	No
Livermore	East Ave and Loyola Way	Opticom™ M764	10.03.010	4/22/2021		10.9.50.15: 5000	No
Livermore	East Ave and Hines Rd	Opticom™ M764	10.03.010	4/22/2021		10.9.19.15: 5000	No
Livermore	East Ave and Charlotte Way	Opticom™ M764	10.03.010	4/22/2021		10.5.46.15: 5000	No
Livermore	East Ave and Vasco Rd	Opticom™ M764	10.03.010	4/22/2021		10.5.15.19: 5000	No
Livermore	East Ave and Maple St	Opticom™ M764	10.03.010	4/22/2021		10.12.54.15: 5000	No
Dublin	Dublin Blvd at Golden Gate Dr	Opticom™ M764	10.03.010	4/22/2021		10.128.6.7: 5000	No
Dublin	Dublin Blvd at Alameda Plaza Rd	Opticom™ M764	10.03.010	4/22/2021		10.128.6.8: 5000	No
Dublin	Dublin Blvd at Elgin Pl	Opticom™ M764	10.03.010	4/22/2021		10.128.6.9: 5000	No
Dublin	Dublin Blvd at Clark Ave	Opticom™ M764	10.03.010	4/22/2021		10.128.6.10: 5000	No
Dublin	Dublin Blvd at Sierra Ct	Opticom™ M764	10.03.010	4/22/2021		10.128.6.11: 5000	No
Dublin	Dublin Blvd at Dublin Ct	Opticom™ M764	10.03.010	4/22/2021		10.128.6.12: 5000	No
Dublin	Dublin Blvd at Dougherty Road	Opticom™ M764	10.03.010	4/22/2021		10.128.6.13: 5000	No
Dublin	Dublin Blvd at Dunbar Dr	Opticom™ M764	10.03.010	4/22/2021		10.128.6.14: 5000	No
Dublin	Dublin Blvd at Deharous Blvd/Starling St	Opticom™ M764	10.03.010	4/22/2021		10.128.6.15: 5000	No
Dublin	Dublin Blvd at Iron Horse Pl	Opticom™ M764	10.03.010	4/22/2021		10.128.6.16: 5000	No
Dublin	Dublin Blvd at Alameda Plaza Rd	Opticom™ M764	10.03.010	4/22/2021		10.128.6.17: 5000	No

Questions?

wheelsbus.com

Livermore Amador Valley
TRANSIT AUTHORITY



AGENDA

ITEM 6

STAFF REPORT

SUBJECT: Installation of Active Air Purification Devices on Buses

FROM: Toan Tran, Director of Operations and Innovation

DATE: May 3, 2021

Action Requested

Staff requests that the Board of Directors approve Resolution 15-2021, authorizing the Executive Director to execute a contract with United Safety and Survivability Corporation (USSC) for 65 air purification systems for the entire fixed route fleet in an amount not to exceed \$206,000.

Background

The COVID-19 pandemic has required the transit industry to investigate new ways to improve the safety and health of our staff and customers. LAVTA has been very proactive in this endeavor and has implemented numerous initiatives since the start of the pandemic. Some of these initiatives include:

- Enhanced cleaning procedures for buses and facilities
- Improvements on board buses with installation of the driver barrier doors and hand sanitizer dispensers
- Better customer experience by providing crowding and bus arrival information in real time

Discussion

In addition to disinfecting the buses nightly using a fogging machine, the air filter inside the bus was upgraded to a MERV-7 rating, which is the highest grade allowed by the manufacturer. While a MERV-7 can capture 50% of particles in the 3 to 10 Micron range, it cannot actively kill or contain SARS-CoV-2, the virus that causes COVID-19.

Given the latest research which points toward airborne particles as the primary transmitter of the novel coronavirus, LAVTA has identified the need to install technology that will inactivate the virus in the air of our buses.

Although there are other purification systems on the market, USSC's Active Air Purification is the only system that meets all of the following requirements:

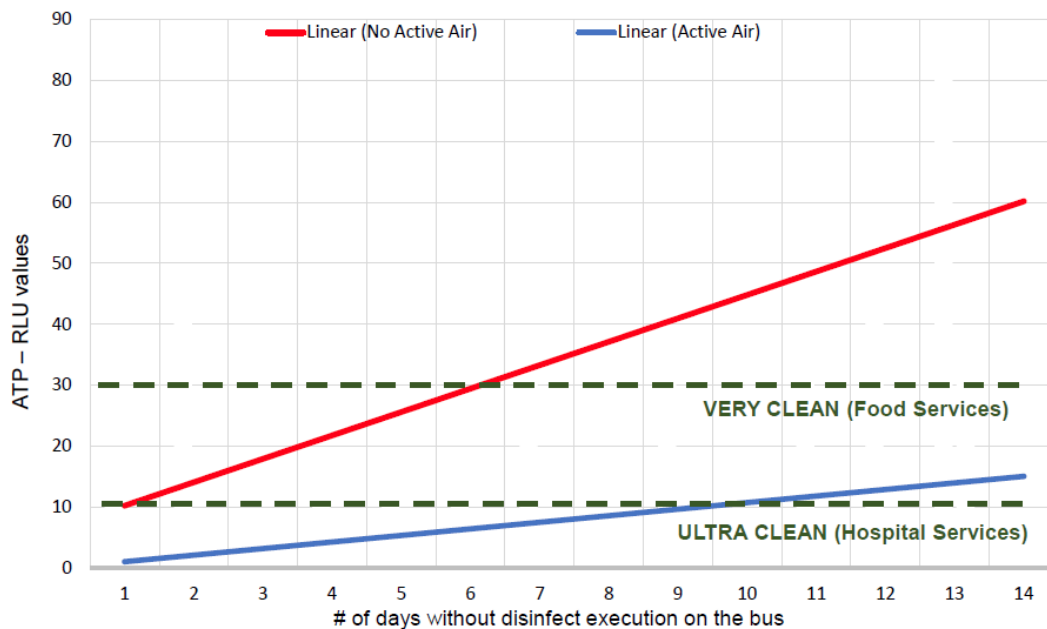
- Eliminates germs, bacteria, and viruses, including SARS-CoV-2
- Safe for everyone on board the buses
- Does not have strong odors or leave harmful residues
- Causes no damage to interior surfaces
- Minimal impact on operations and easy to maintain

The Active Air Purification system is installed in the air conditioning system on each vehicle. The system uses ultraviolet Photohydroionization (UV-PHI®) technology that creates low-dose hydrogen peroxide which then is dispersed into the air within the bus and eliminates airborne pathogens including COVID-19.

The system continuously purifies onboard air so that it “mimics” natural, outdoor air, where transmission of COVID-19 and other viruses is very rare. Although it is a new concept for transit, PHI® technology is widely used in government buildings by the FBI, CIA, military facilities, large restaurant chains, such as Chipotle, across the United States, to prevent virus and bacterial spread. This system has been heavily tested by various transit agencies throughout the United States and the results have been very positive.

For instance, Capital Metro in Austin, TX has been testing six of these units on their bus fleet since August 2020 and deemed them mechanically sound and verified they do not cause interference with the other systems on the vehicle. Simultaneously, they engaged a third-party expert to study the airflow on a bus and confirmed that such a device is, in fact, helpful in cleaning the air.

Similarly, Capital District Transportation Authority in Albany, NY conducted a 14-day test comparing a bus with Active Air Purification system and one without. Below is the result from the test.



Fiscal Impact

The project budget is \$206,000, which covers materials, installations, and taxes on 65 units. Funding for this project is TDA but staff will submit a reimbursement request with the Federal Emergency Management Agency (FEMA).

Recommendation

Based on feedback received from the Project & Services Committee, staff recommends the Board of Directors authorize the Executive Director to execute a contract with United Safety and Survivability Corporation for 65 air purification systems for entire the fixed route fleet in an amount not to exceed \$206,000.

Attachments:

1. Resolution 15-2021

Approved: _____

RESOLUTION NO. 15-2021

**A RESOLUTION OF THE BOARD OF DIRECTORS
OF THE LIVERMORE AMADOR VALLEY TRANSIT AUTHORITY
AUTHORIZING THE EXECUTIVE DIRECTOR TO EXECUTE A CONTRACT
WITH UNITED SAFETY AND SURVIVABILITY CORPORATION FOR THE
PURCHASE AND INSTALLATION OF THE ACTIVE AIR PURIFICATION
SYSTEM IN THE AMOUNT NOT TO EXCEED \$206,000.**

WHEREAS, The LAVTA Board of Directors supports all efforts necessary to safeguard staff and customers during this unprecedented global pandemic; and

WHEREAS, LAVTA management has determined that the Active Air Purification device will provide an improved vehicle environment.

NOW, THEREFORE, BE IT RESOLVED, by the Board of Directors of the Livermore Amador Valley Transit Authority that the Executive Director is authorized to execute a contract with United Safety and Survivability Corporation for 65 air purification systems for the entire fixed route fleet in an amount not to exceed \$206,000.

PASSED AND ADOPTED by the governing body of the Livermore Amador Valley Transit Authority (LAVTA) this 3rd day of May 2021.

BY _____
Bob Woerner, Chair

ATTEST _____
Michael Tree, Executive Director

AGENDA

ITEM 7

EXECUTIVE DIRECTOR'S REPORT

May 2021

Ridership

During the month of April, we have continued to see slight increases in ridership. Our average weekday ridership thus far in April 2021 is about 1,450, compared to an average weekday ridership of about 1,300 in March of this year and 1,200 in February 2021. In April 2020, which marked our pandemic low point, our average weekday ridership was about 750. Our April 19, 2021 ridership total of 1,635 was the highest we have had in more than a year. When compared our average weekday ridership of about 7,100 in the month prior to the start of the pandemic, we are currently just under 25% of our pre-COVID ridership.

School Services Update

We are continuing to see increased ridership on our services to area middle and high schools, but again well below pre-pandemic levels. Schedule adjustments were implemented on March 12 to better align departures from schools with the student boarding process. As a result, students are getting home about 10-15 minutes earlier than previously. Effective Monday, March 19, Pleasanton middle and high schools increased the number of in classroom instruction days from two days per week to four days per week, resulting in increased utilization of the service we have been providing. PUSD has also invited us to be part of a planning meeting regarding planning for the 2021-22 school year.

Installation of Active Air Purifiers

The COVID-19 Pandemic has required the transit industry to investigate new ways to improve the safety and health of our staff and customers. Given the latest research which points toward airborne particles as the primary transmitter of the novel coronavirus, LAVTA has identified the need to install technology that will inactivate the virus in the air of our buses. Staff will provide additional details on the technology/device being considered at the meeting.

Paratransit Services Update

The pilot program with Central Contra Costa Transit Authority (CCCTA) was launched on April 1. As the time of this reporting, the average on-time performance of the service is over 98 percent, which is a significant improvement from the previous contractor. LAVTA and CCCTA staff is working on a set of performance metrics to be used and tracked during the pilot period and will present to the board once it is finalized.

LAVTA to receive \$4.3 million for Rapid bus stop improvements. Recently LAVTA staff learned that its \$2 million request to improve Rapid facilities at three key stops (East Dublin/Pleasanton BART, Las Positas College, and Lawrence Livermore/Sandia National Labs) was for funding as part of MTC's Safe and Seamless Quick Strike grant program. At the same time, MTC has offered up to \$2.3 million in Regional Measure 2 funding for corridor-level improvements to Rapid stops along the 30R (East and Portola Avenues) and 10R (Stanley Blvd and First Street) to bring these corridors up to Rapid standards following realignment of Rapid service in 2016.

Earmarks and Fast Act Reauthorization Bill

During the month of March and April staff has been working towards several earmarks and a project for the Fast Act Reauthorization Bill. Key asks for earmarks have been funding for the development of a hydrogen bus with Gillig as a partner, and funding for Phase II of the Shared Autonomous Vehicle Program. For the upcoming 5-year reauthorization bill staff has been working towards funding for the Atlantis Operations and Maintenance Facility.

Tri-Valley Hub Network Integration Study

The Tri-Valley Hub Network Integration Study's Technical Advisory Committee has completed their review of the draft study. All comments that were submitted are now under review by our consultant. The final report is on schedule to be presented to the Projects and Services Committee in May for possible Board action in June.

FY23 Budget Preparation

The draft FY23 Budget will be presented to the F&A Committee in May and the LAVTA Board in June. Key to the budget are the operating scenarios anticipated during the COVID recovery period. It is anticipated that the FY23 Budget will include staffing changes at the Authority to accommodate increasing levels of capital projects over the next several years.



Valley Link Project

Staff has been very busy with the Valley Link project. A key milestone for the project will be reached in May as the Valley Link Board will consider certifying the environmental work and adopting the project. The Authority is closing in on the steps necessary to become an FTA grantee and will soon begin 30% design on the project.

Rapid Medallion Sign Relocation Project

Staff has been working with Kimley Horn to relocate seven Rapid medallion signs that are in locations no longer served by the Rapid routes. The signs are being relocated to Rapid bus stops along route 10R and 30R that are lacking the signs.

Atlantis Transit Facility

Staff is currently working with Kimley-Horn on finalizing the Schematic Design (SD) plans for the Atlantis Transit Facility. The work items in the SD plans include: civil site plans, landscape architectural plans, site lighting plans, site electrical plans, and building architectural plans. In an effort to keep the project moving along, LAVTA recently submitted a funding request to the Alameda CTC for the next phase of the project, which is the development of the bridging documents and 60% design plans. The outcome of the funding request will be known in the next few months.

Shared Autonomous Vehicle (SAV) Project

Phase 1 of testing/demonstration is progressing efficiently. Rides are being offered to the public on Wednesday and Saturday from 10 am to 2 pm. Phase 1 is scheduled to complete in July. LAVTA, MTC, and City of Dublin staff has been working closely to develop the project plan for Phase 2. The project plan includes: procuring and testing communication systems at intersections, route and service designs, vehicle acquisition, and design and construction of mobility hubs. Phase 2 will extend the current route from the Persimmon Place retail center to the high-density business park on Central Parkway. Staff is currently working to secure funding for Phase 2.

Attachments:

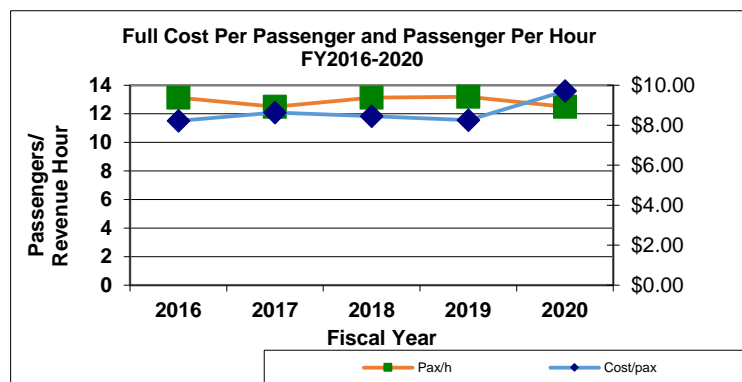
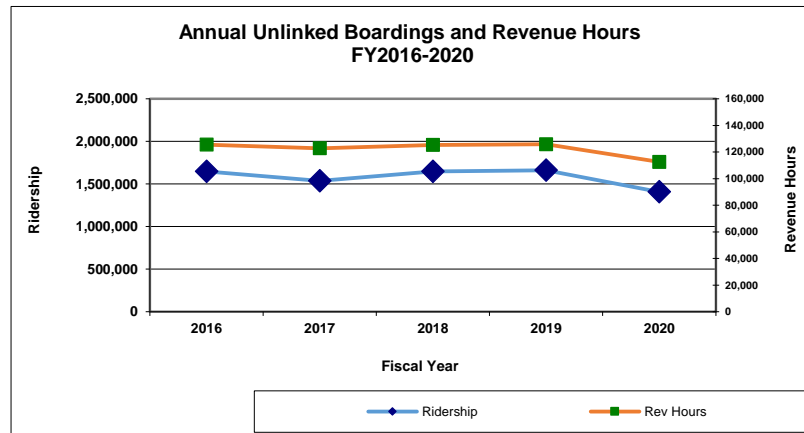
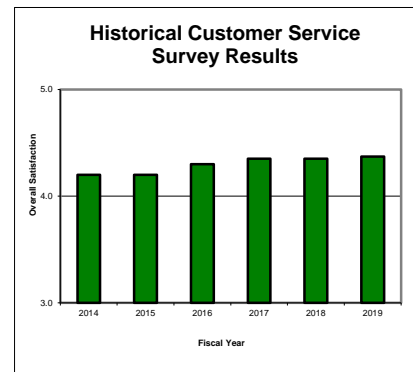
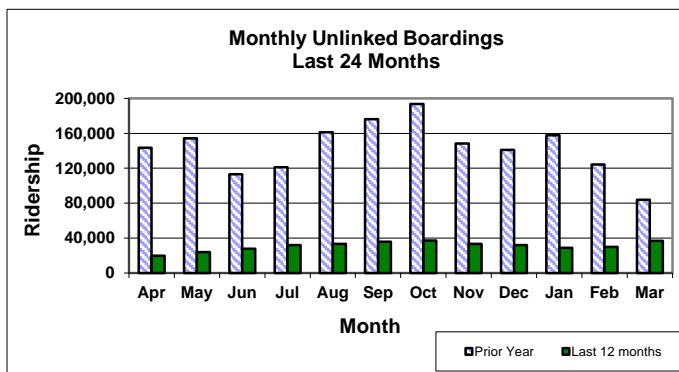
1. Board Statistics March 2021
2. FY21 Upcoming Items

Monthly Summary Statistics for Wheels

March 2021

FIXED ROUTE

	March 2021			% change from one year ago		
Total Ridership FY 2020 To Date	299,507			-77.6%		
Total Ridership For Month	36,769			-56.1%		
Fully Allocated Cost per Passenger	\$25.45			71.0%		
	Weekday	Saturday	Sunday	Weekday	Saturday	Sunday
Average Daily Ridership	1,312	930	721	-61.5%	-3.9%	-26.4%
Passengers Per Hour	5.3	6.3	4.9	-37.3%	5.1%	-22.3%
	March 2021			% change from last month		
On Time Performance	91.1%			-0.7%		



Monthly Summary Statistics for Wheels

March 2021

PARATRANSIT

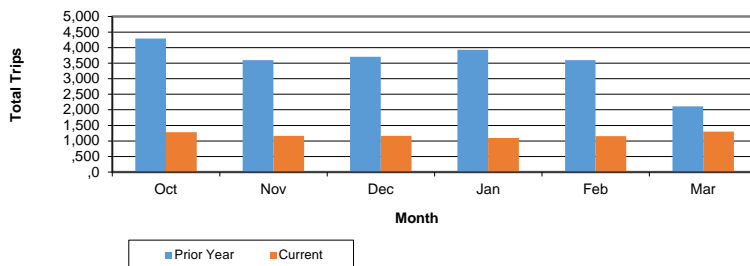
General Statistics	March 2021	% Change from last year	Year to Date
Total Monthly Passengers	1,300	-38.5%	10,778
Average Passengers Per Hour	1.15	-4.2%	1.14
On Time Performance	95.0%	3.5%	95.24%
Cost per Trip	\$64.57	78.3%	\$63.68
Number of Paratransit Assessments	0	-100.0%	0
Calls Answered in <1 Minute	89.2%	3.5%	88.93%

**There were no in-person assessments due to Covid-19, but the applicants received temporary presumptive eligibility based on their application*

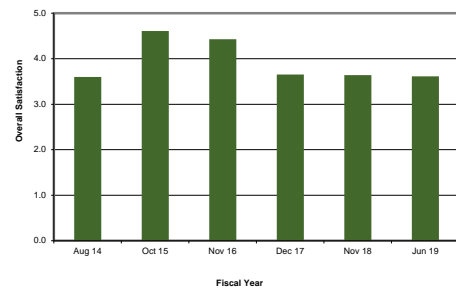
and doctor's verification until the in-person assessments can be resumed.

Missed Services Summary	March 2021	Year to Date
1st Sanction - Phone Call	0	2
2nd Sanction - Written Letter	0	0
3rd Sanction - 15 Day Suspension	0	0
4th Sanction - 30 Day Suspension	0	0
5th Sanction - 60 Day Suspension	0	0
6th Sanction - 90 Day Suspension	0	0

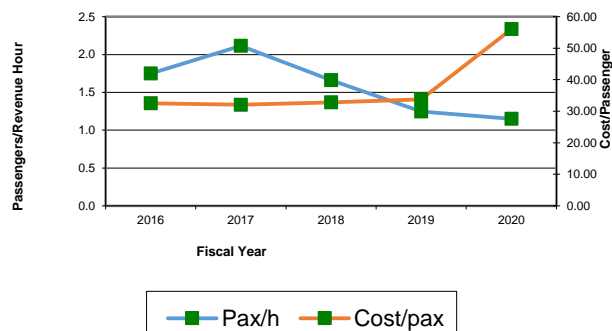
Paratransit Monthly Unlinked Boardings



Historical Customer Service Survey Results



Paratransit Full Cost Per Passenger and Average Passengers Per Hour FY2016-2020



Monthly Summary Statistics for Wheels
March 2021

SAFETY								
ACCIDENT DATA	March 2021				Fiscal Year to Date			
	Fixed Route		Paratransit		Fixed Route		Paratransit	
Total	1		0		9		0	
Preventable	1		0		6		0	
Non-Preventable	0		0		3		0	
Physical Damage								
Major	0		0		0		0	
Minor	0		0		7		0	
Bodily Injury								
Yes	0		0		0		0	
No	1		0		9		0	
MONTHLY CLAIMS ACTIVITY	Totals							
Amount Paid								
This Month								
To Date This Fiscal Year	\$3,560.24							
Budget	\$100,000.00							
% Expended	4%							
CUSTOMER SERVICE - ADMINISTRATION								
CATEGORY	Number of Requests							
	March 2021	Year To Date						
Praise	0	2						
Bus Stop	1	11						
Incident	0	2						
Trip Planning	2	11						
Fares/Tickets/Passes	2	12						
Route/Schedule Planning	2	21						
Marketing/Website	0	1						
ADA	2	6						
COVID Inquiries	3	9						
Lost/Found	0	4						
TOTAL	12	79						
CUSTOMER SERVICE - OPERATIONS								
CATEGORY	FIXED ROUTE				PARATRANSIT			
	VALID	NOT VALID	UNABLE TO VALIDATE	VALID YEAR TO DATE	VALID	NOT VALID	UNABLE TO VALIDATE	VALID YEAR TO DATE
Praise	0	0	0	8	0	0	0	1
Safety	1	0	0	21	1	0	0	4
Driver/Dispatch Discourtesy	0	3	0	6	0	0	0	0
Early	1	0	0	1	0	0	0	0
Late	2	0	0	4	0	0	0	0
No Show	0	0	0	1	0	0	0	3
Incident	0	0	0	0	0	0	0	1
Driver/Dispatch Training	2	0	0	5	3	1	0	9
Maintenance	0	0	1	0	0	0	0	0
Bypass	0	4	0	10	0	0	0	0
TOTAL COMPLAINTS	6	7	1	48	4	1	0	17
Valid Complaints								
Per 10,000 riders	1.63							
Per 1,000 riders					3.08			

LAVTA COMMITTEE ITEMS - May 2021 - September 2021

Finance & Administration Committee

May

Action Info

Minutes

X

Treasurers Report

X

Prelim Budget

X

FTA Triennial Review (last in '18)

X

June

Action Info

Minutes

X

Treasurers Report

X

LAIF

X

Legal Contract

X

July

Action Info

Minutes

X

Treasurers Report

X

*Typically July committee meetings are cancelled

August

Action Info

Minutes

X

Treasurers Report

X

September

Action Info

Minutes

X

Treasurers Report

X

LAVTA COMMITTEE ITEMS - May 2021 - September 2021

Projects & Services Committee

May

	Action	Info
Minutes	X	
Fall Service Changes (effective August)	X	
Tri-Valley Hub – Network Integration Study	X	
Public Transportation Agency Safety Plan (PTASP) Update	X	

June

	Action	Info
Minutes	X	
TAAC Appointments	X	
Fixed Route Customer Satisfaction		X

July

	Action	Info
Minutes	X	
*Typically July committee meetings are cancelled		

August

	Action	Info
Minutes	X	

September

	Action	Info
Minutes	X	
DAR Customer Satisfaction Survey	X	